



**2017 ACA Enrollment Update
Miami-Dade County Ryan White Program**

**Ryan White Program Service Provider Forum
January 2017**

**Francisco Sastre
Behavioral Science Research Corporation**

aidsnet.org

ENROLLMENT ESTIMATES

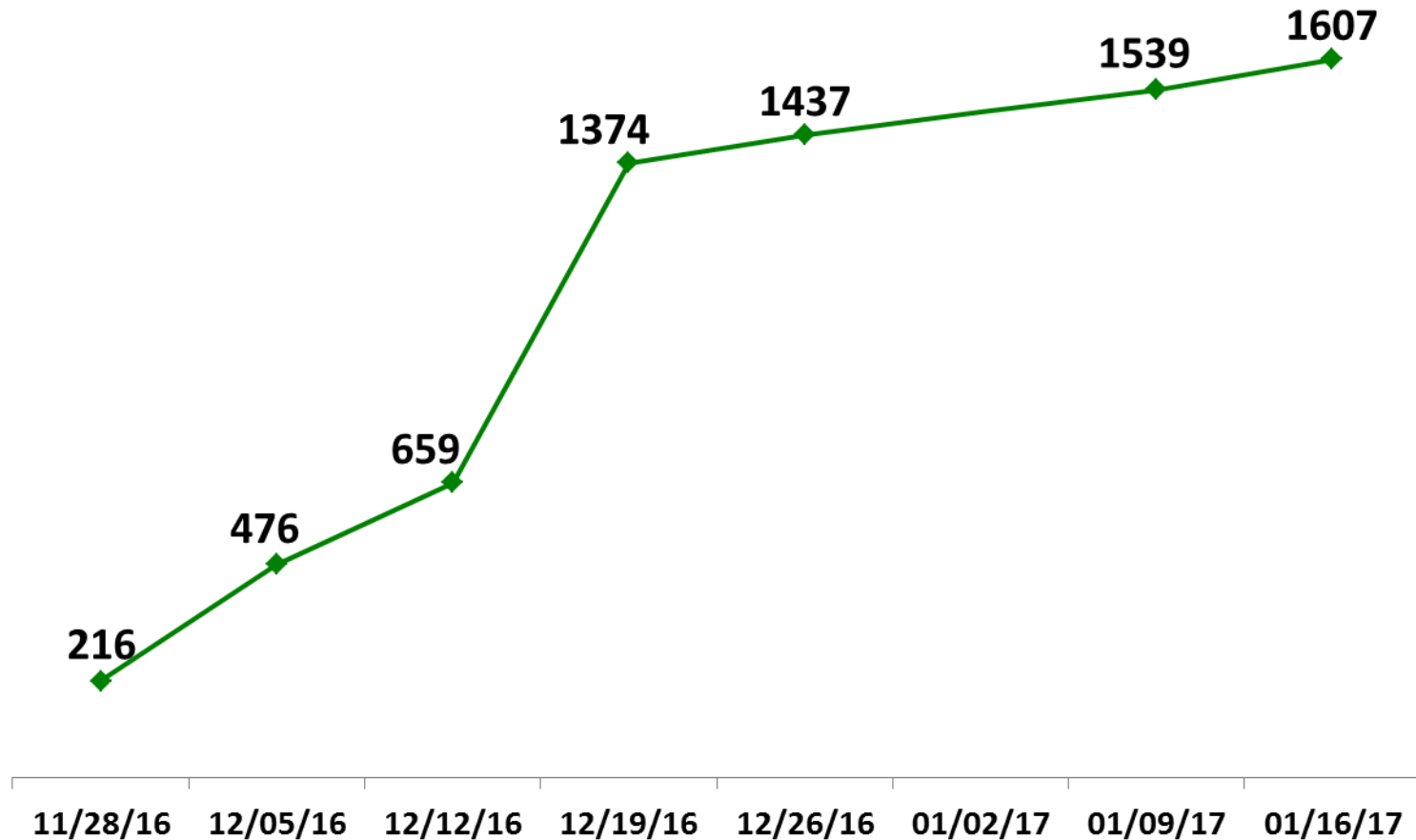
2017 Enrollment estimates

CATEGORY	#	%
Total	3,434	
New	2,236	65%
Re-enrollment	1,198	35%

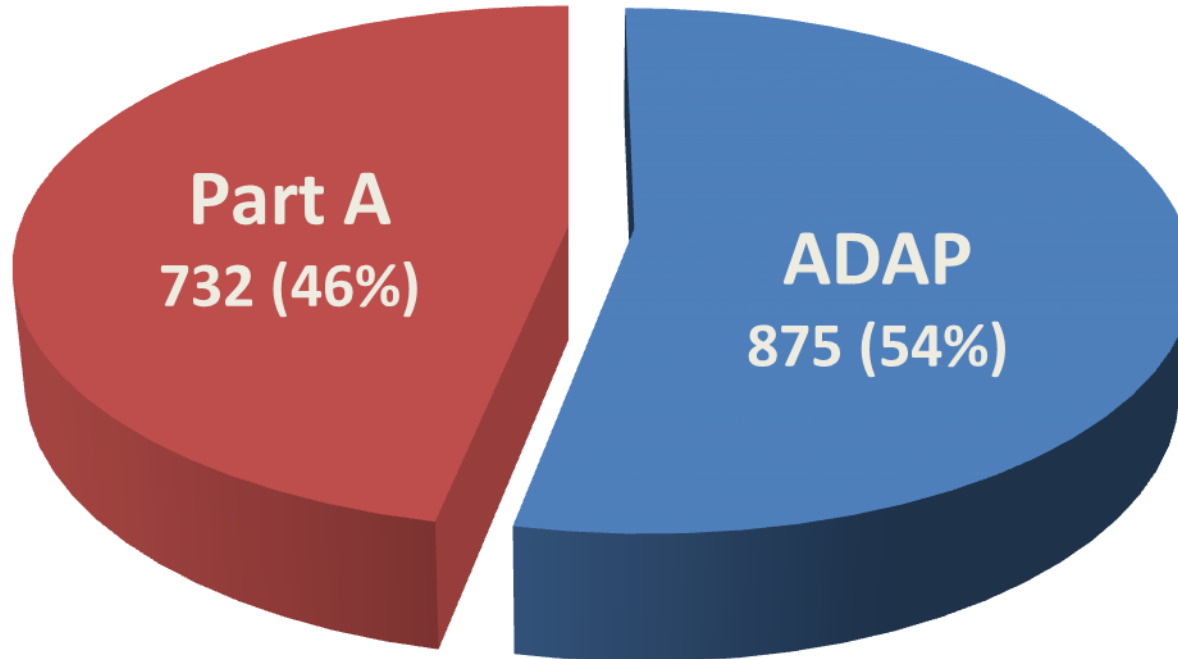
ACA Part A	1,419	41%
New	722	
Re-enrollment	697	
ACA ADAP-Part A Wraparound	2,015	59%
New (100% - 400% FPL)	1514	
Re-enrollment	501*	

ENROLLMENT DATA

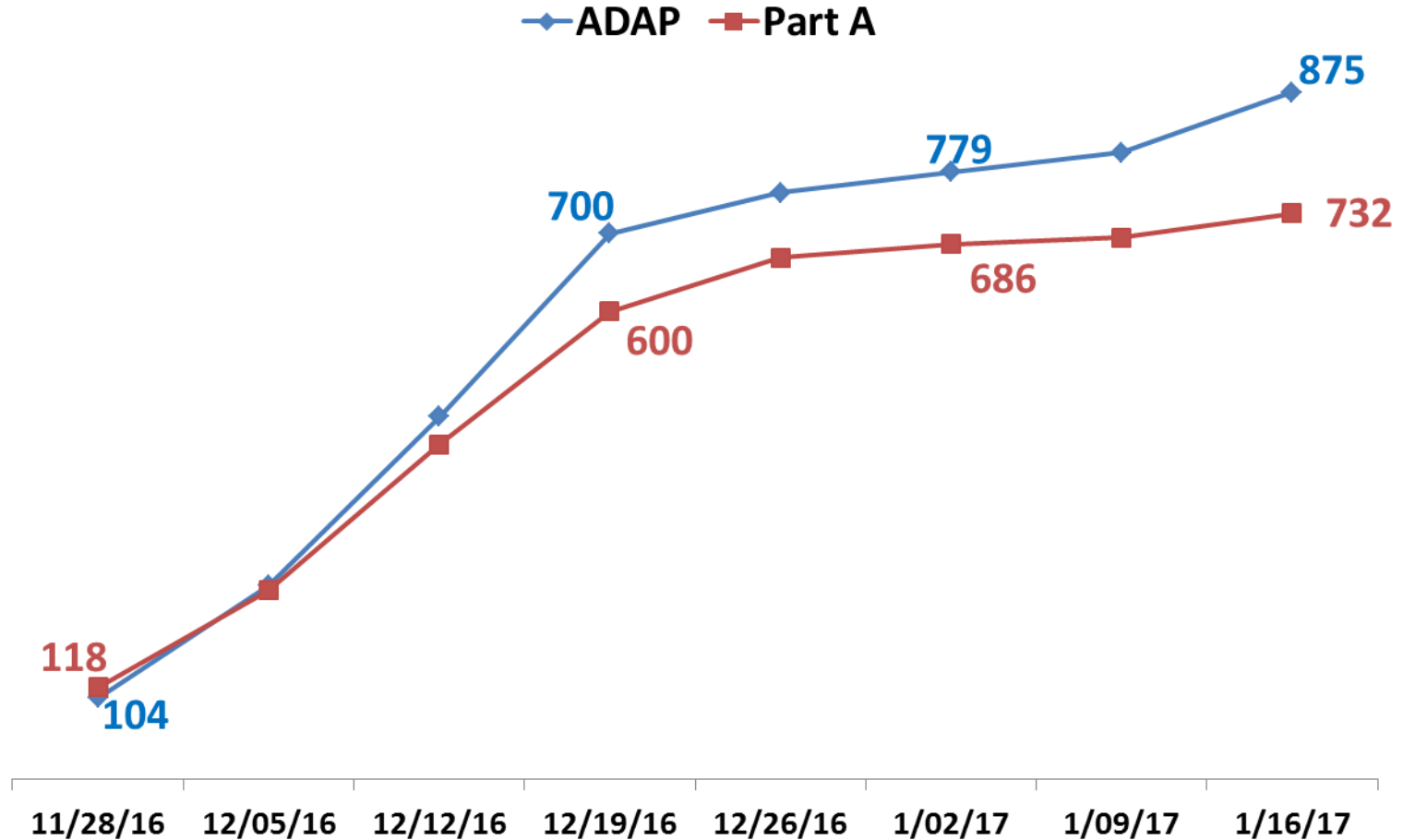
2017 Enrollment (as of 1/16/2017)



2017 Enrollment (as of 1/16/2017) - funding source -

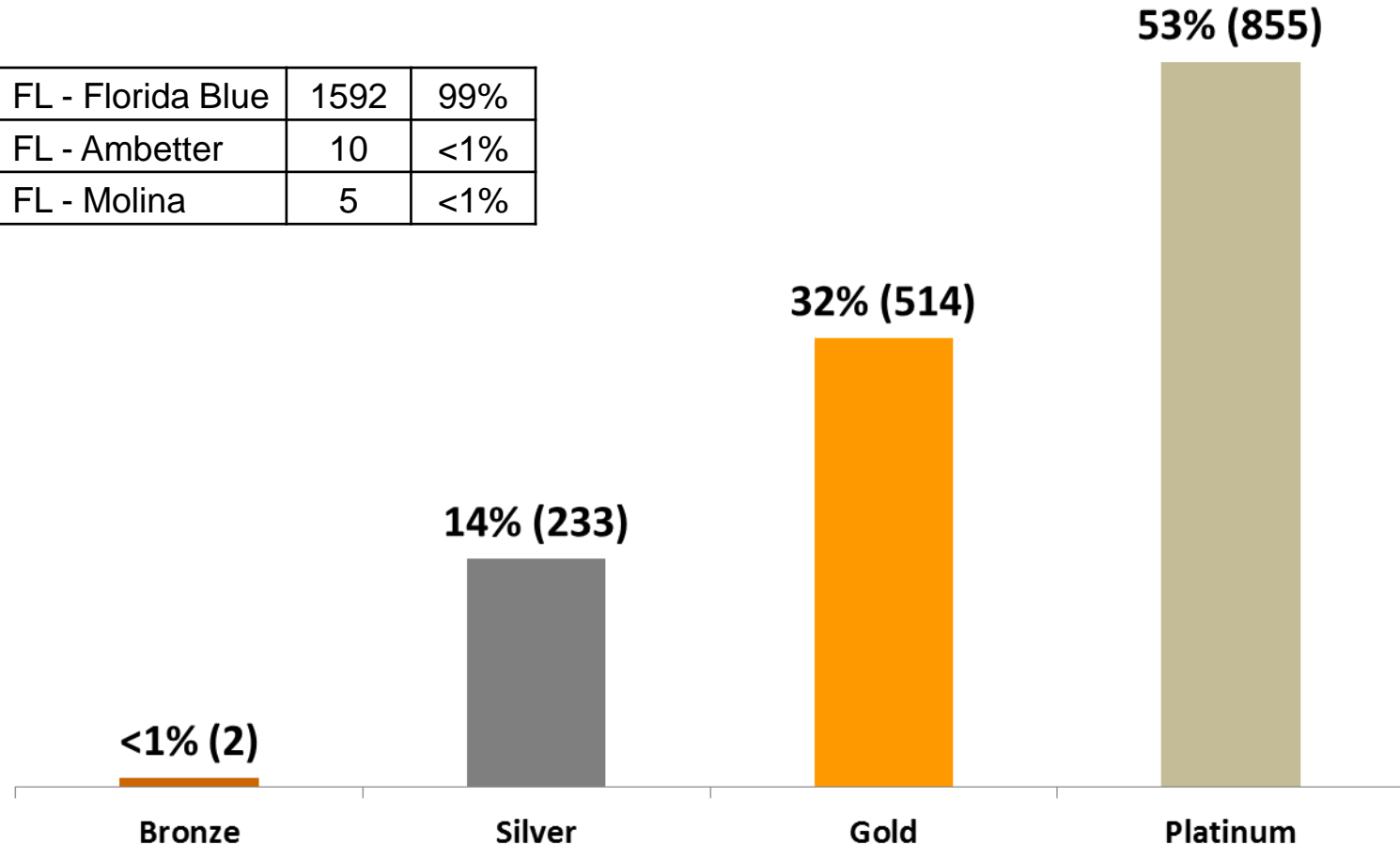


2017 Enrollment (as of 1/16/2017) - funding source -

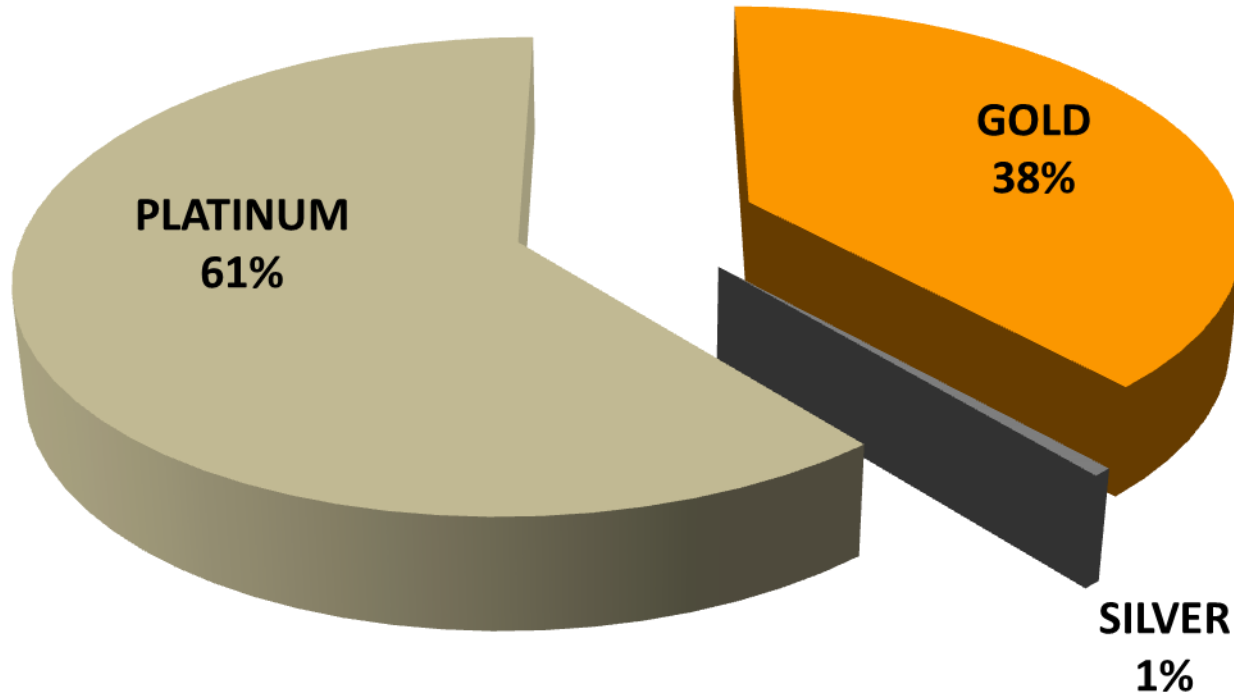


2017 Enrollment (as of 1/16/2017) - plan level -

FL - Florida Blue	1592	99%
FL - Ambetter	10	<1%
FL - Molina	5	<1%



2017 Enrollment (as of 1/16/2017) - plan level: ADAP -



2017 ADAP/Part A Wraparound Program - approved plans (10) -

SILVER

- Celtic Insurance Company - Ambetter Balanced Care 10

GOLD

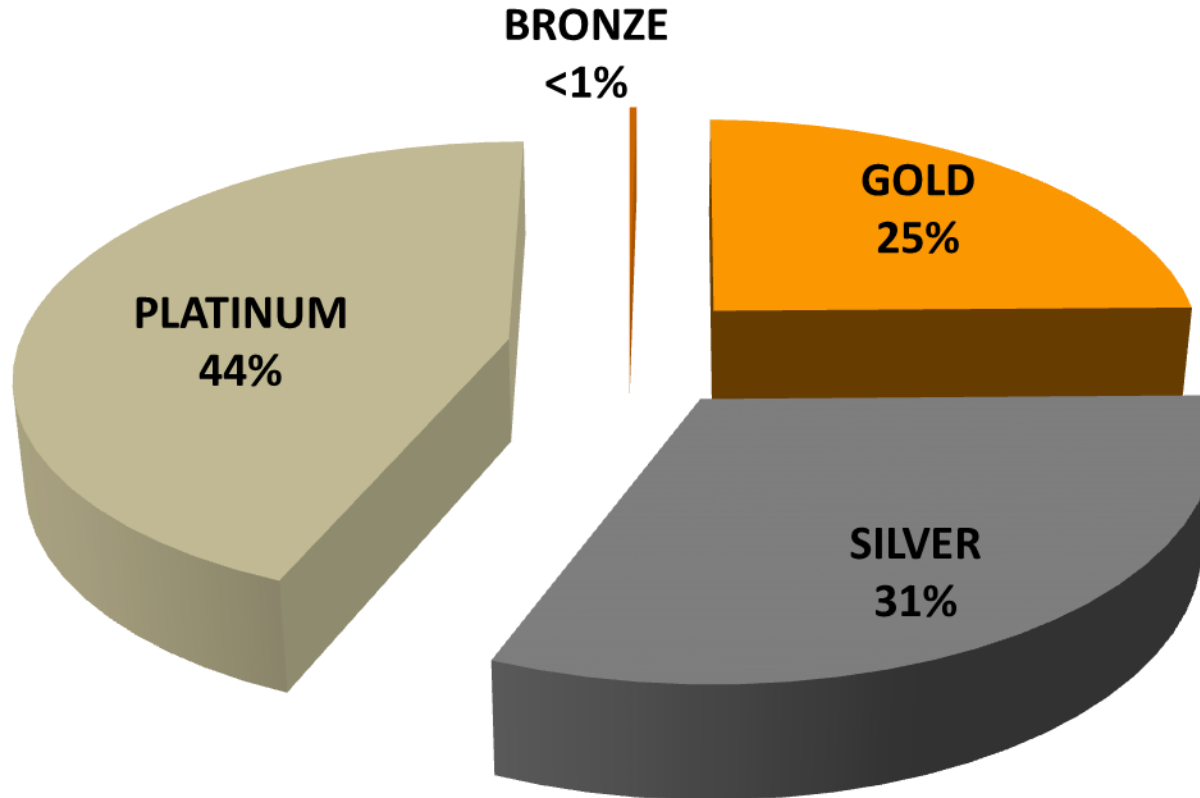
- Florida Blue - BCBS of Florida - BlueOptions Gold 1505
- Florida Blue - BCBS of Florida - BlueOptions Gold 1708S
- Florida Blue - BCBS of Florida - BlueSelect Gold 1535
- Florida Blue - BCBS of Florida BlueSelect Gold 1738S

PLATINUM

- Florida Blue - BCBS of Florida - BlueOptions Platinum 1418
- Florida Blue - BCBS of Florida - BlueOptions Platinum 1424
- Florida Blue - BCBS of Florida - BlueOptions Platinum Premier 1418V
- Florida Blue - BCBS of Florida BlueSelect Platinum 1451
- Florida Blue - BCBS of Florida BlueSelect Platinum 1457

2017 Enrollment (as of 1/16/2017)

- plan level: Part A -



2017 Re-enrollment (as of 1/16/2017)

PROGRAM	2016 ENROLLED	2017 RE-ENROLLED	%
ADAP	455	359	80%
Part A	694	583	84%
TOTAL	1149	942	82%

PROGRAM	#	EFFECTIVE 1/1/17	EFFECTIVE 2/1/17
ADAP	359	331	28
Part A	583	531	52
TOTAL	942	862	80

2017 Enrollment summary (as of 1/16/2017)

CATEGORY	2017 ADJUSTED ESTIMATES	2017 ACTUAL (AS OF 1/16/17)	%
TOTAL	3,385	1607	47%
NEW	2,236	665	30%
RE-ENROLLMENT	1,149	942	82%

PROJECTED BILLING (ESTIMATES)

2017 Enrollment (as of 1/16/2017)

- premium expenditures -

PROGRAM	#	MONTHLY AVERAGE PREMIUM	MONTHLY PREMIUM	ANNUAL PREMIUM
ADAP	875	\$842	\$736,401	\$8,836,816
Part A	732	\$706	\$516,582	\$6,198,987
TOTAL	1607	\$780	\$1,252,984	\$15,035,804

2017 Enrollment (as of 1/16/2017)

- premium expenditures -

69 (of 78) clients transition back to ADAP

PROGRAM	#	MONTHLY AVERAGE PREMIUM	MONTHLY PREMIUM	ANNUAL PREMIUM
ADAP	944	\$840	\$793,218	\$9,518,612
Part A	663	\$693	\$459,766	\$5,517,192
TOTAL	1607	\$780	\$1,252,984	\$15,035,804

2017 Enrollment (as of 1/16/2017)

- Part A premium change -

69 (of 78) clients transition back to ADAP

	2016 (as of 10/18/2016)	2017 (as of 1/16/2017)	CHANGE
CLIENTS ENROLLED	694	663	- 4% ↓
MONTHLY AVERAGE PREMIUM	\$394	\$693	76% ↑
MONTHLY PREMIUM	\$273,610	\$459,766	68% ↑
ANNUAL PREMIUM	\$3,283,325	\$5,517,192	68% ↑

Thank you very much!