



HIV Care Continuum
3/1/2016 – 2/28/2017 (FY2016)
Ryan White Program - Miami-Dade County

2017 Needs Assessment
June 5, 2017

Behavioral Science Research Corporation



aidsnet.org

State of Florida & Miami-Dade County



FDOH HIV Care Continuum Definitions

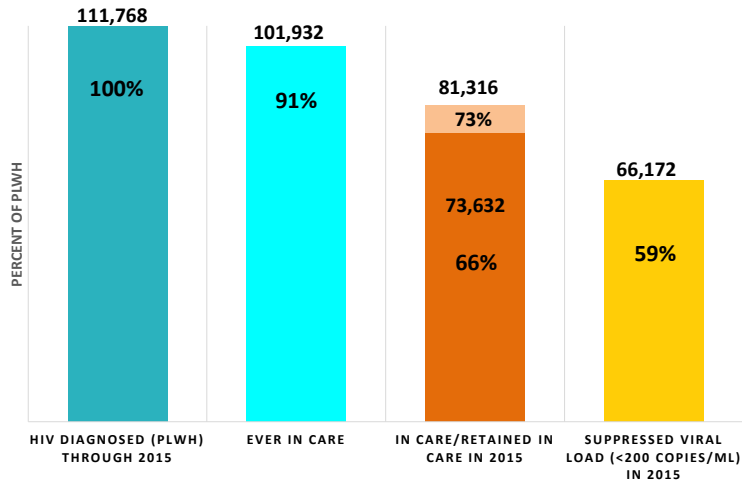
aidsnet.org

- **HIV Diagnosed** = Person diagnosed and living with HIV (PLWH) in Florida through 2015, regardless where diagnosed, as of 06/30/2016.
- **Ever in Care** = PLWH with at least 1 documented viral load (VL) or CD4, medical visit or prescription since diagnosis.
- **In Care** = PLWH with at least 1 documented VL or CD4 labs, medical visits or prescription in 2015.
- **Retained In Care** = PLWH with at least 2 or more documented VL or CD4 labs, medical visits or prescription in 2015 (at least 3 months apart).
- **Suppressed VL** = PLWH with a suppressed VL (<200 copies /mL) on last VL in 2015.



HIV Care Continuum - Florida, 2015

aidsnet.org

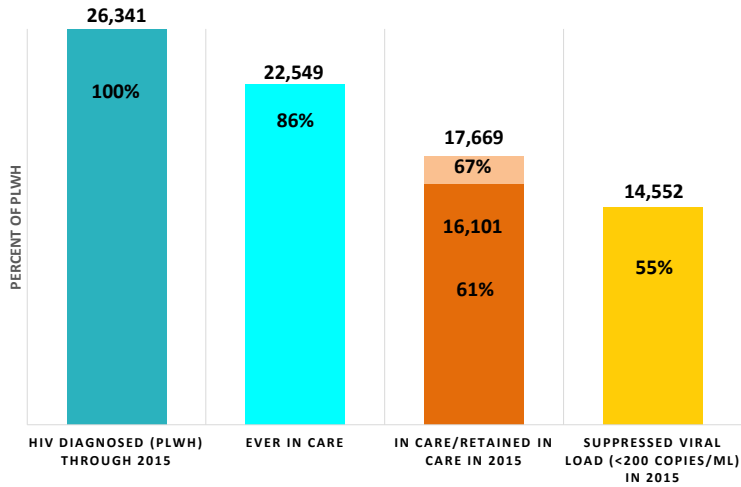


Source: Florida Department of Health, Tallahassee, Florida



HIV Care Continuum - Miami-Dade County, 2015

aidsnet.org



Source: Florida Department of Health, Tallahassee, Florida



aidsnet.org

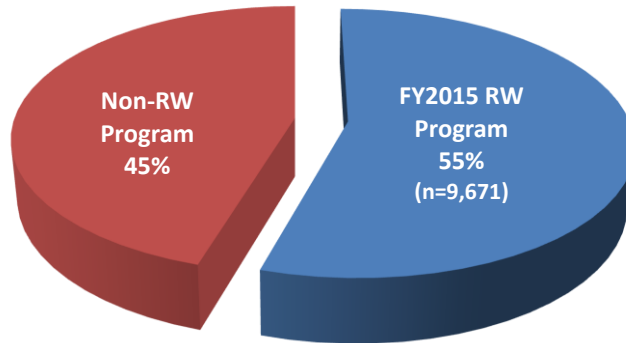
Ryan White Program (RW) Miami-Dade County, FL

DATE SOURCE: Service Delivery Information System (SDIS) generated on May 30, 2017



In Care (MDC), 2015

aidsnet.org



SOURCE: In Care in 2015 reported by the Florida Department of Health, Tallahassee, Florida (n=17,669)



RW HIV Care Continuum - Definitions

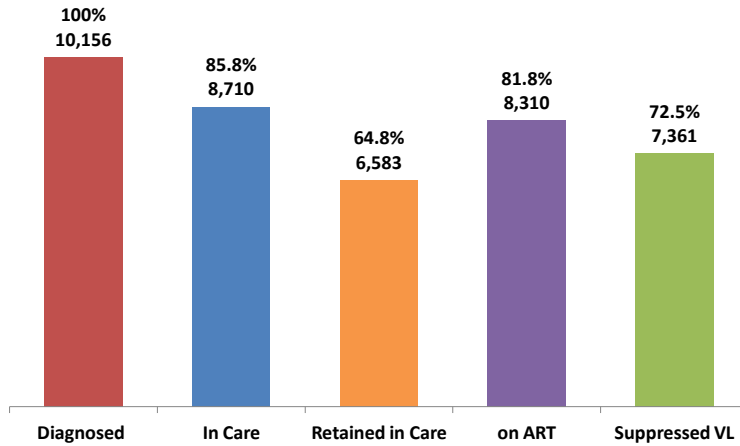
aidsnet.org

- **RW Client** = RW Clients who received at least 1 RW-funded service in fiscal year (FY).
- **In Care** = RW Clients with at least 1 documented VL or CD4 labs, medical visits in FY.
- **Retained In Care** = RW Clients with at least 2 or more documented VL labs, CD4 labs, or medical visits in FY (at least 3 months apart).
- **On ART** = RW Clients on antiretroviral therapy (ART) prescription or enrolled in ADAP in FY.
- **Suppressed VL** = RW Clients with a suppressed VL (<200 copies /mL) on last VL lab in FY.



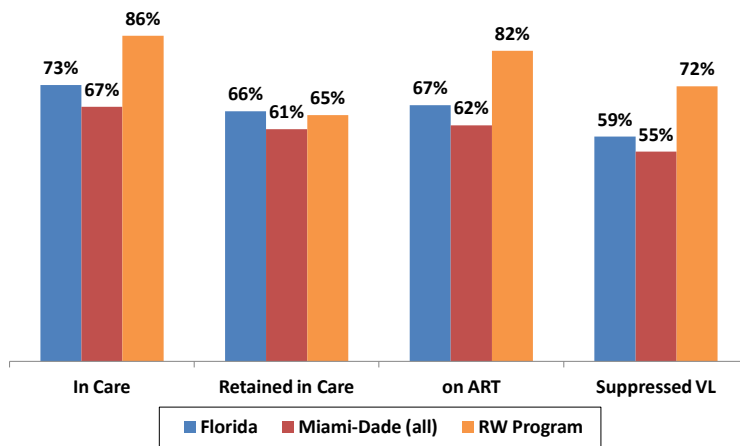
HIV Care Continuum - RW Program, FY2016

aidsnet.org



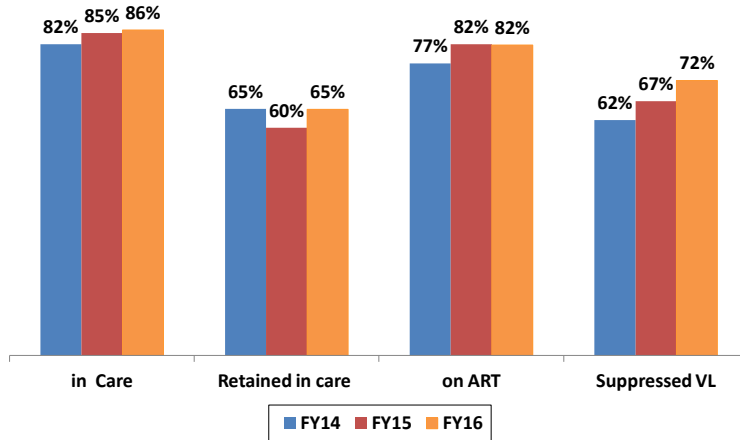
HIV Care Continuum(s)

aidsnet.org



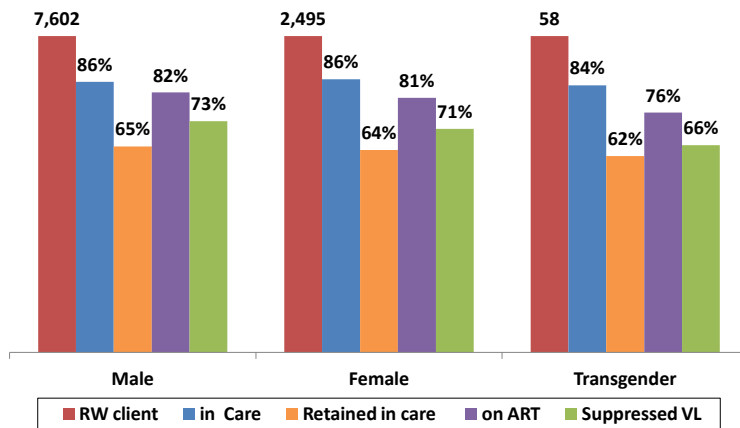
HIV Care Continuum - RW Program, FY14-16

aidsnet.org

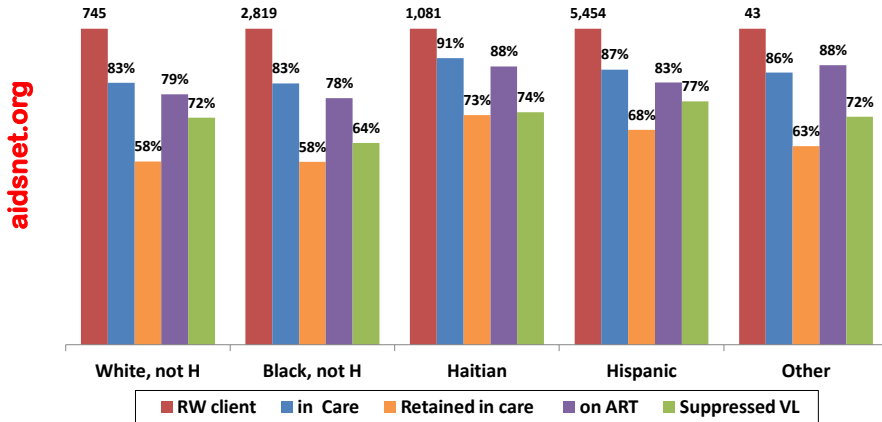


RW HIV Care Continuum - by GENDER

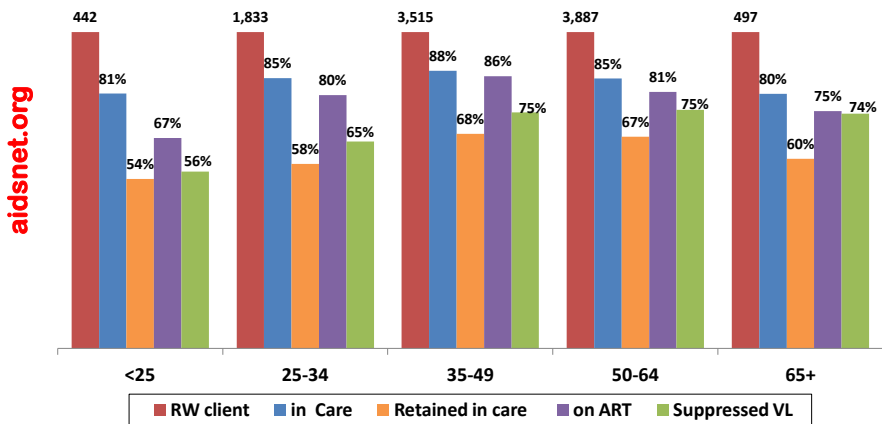
aidsnet.org



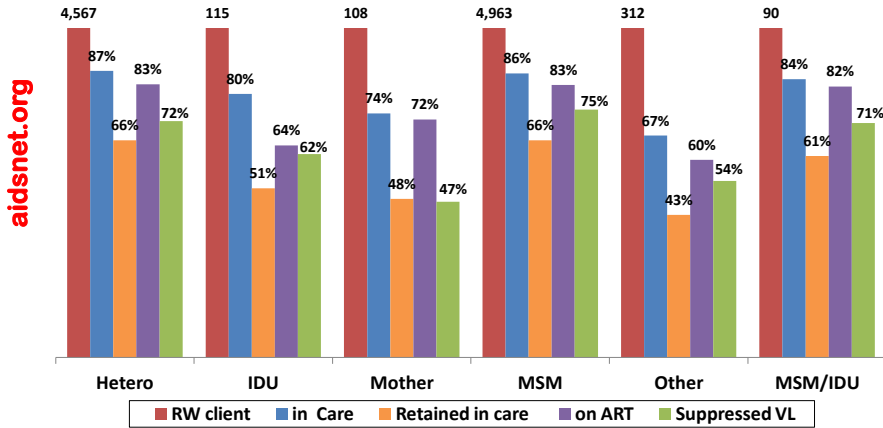
RW HIV Care Continuum - by RACE-ETHNICITY



RW HIV Care Continuum - by AGE



RW HIV Care Continuum - by RISK



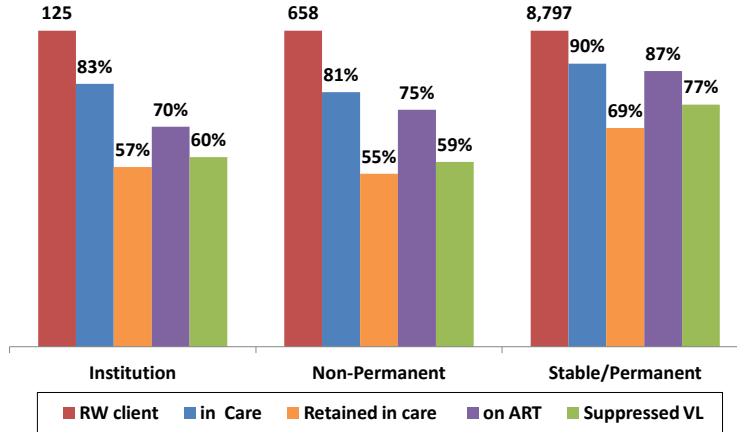
RW HIV Care Continuum - by Life Zone

Life Zone	RW client	In Care	Retained in Care	On ART	Suppressed VL
I	756	88%	66%	83%	77%
II	1259	87%	67%	85%	73%
III	1168	84%	64%	82%	75%
IV	2046	87%	67%	83%	72%
V	1228	85%	63%	79%	70%
VI	1429	84%	65%	80%	70%
VII	550	88%	67%	82%	79%
VIII	629	86%	68%	83%	77%
IX	619	84%	58%	79%	70%
X	440	87%	60%	80%	68%



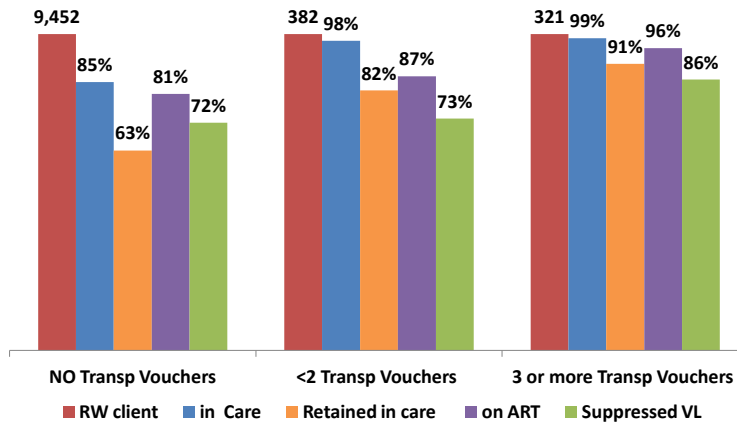
RW HIV Care Continuum - by Housing Status

aidsnet.org



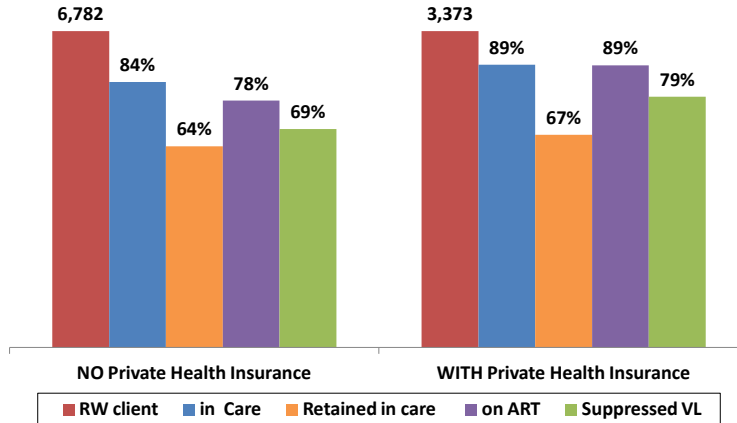
RW HIV Care Continuum - by Transp. Vouchers

aidsnet.org



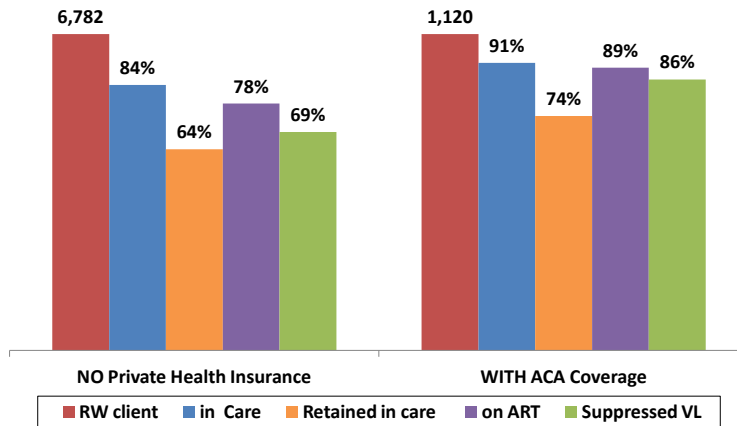
RW HIV Care Continuum - by Health Insurance

aidsnet.org



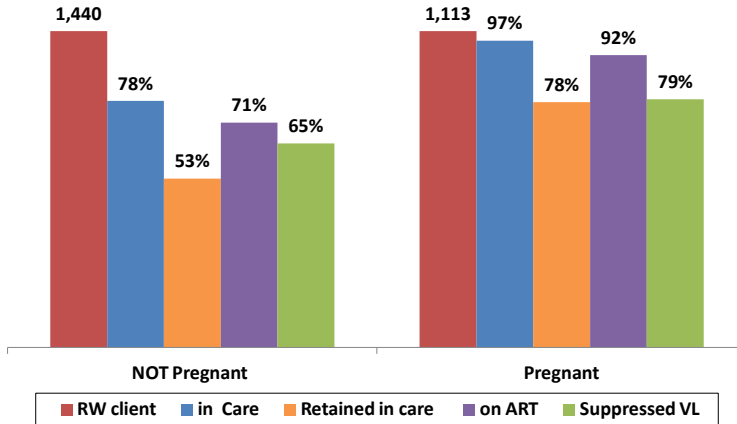
RW HIV Care Continuum - by ACA Coverage

aidsnet.org



RW HIV Care Continuum - by Pregnancy

aidsnet.org



aidsnet.org

Thank you very much!

