



Get on Board!

Station 3 Update: Understanding Ryan White Program
Part A/MAI Expenditure Reports
September 15, 2021





Get on Board!

- **Get on Board!** is a virtual training series for Miami-Dade HIV/AIDS Partnership members, Ryan White Program clients, and the HIV/AIDS community.
- Trainings include a variety of topics to promote understanding of the Ryan White Program planning council (Partnership) and service system.
- Today's training is an update to the Station 3 training held April 29, 2021.
- Get on Board! Trainers are Partnership Staff, Marlen Meizoso and Christina Bontempo, who have more than 20 years combined experience with the Partnership and the Ryan White Program.
- Participants are welcome to chat questions or comments to Staff throughout the presentation.
- This presentation and presentation notes will be posted online at aidsnet.org/orientation/.



Today's Topics

- Where you can find the Expenditure Reports.
- Understanding Part A and Minority AIDS Initiative (MAI) funded services.
- How to read Expenditure Reports.
- Why understanding Expenditure Reports is important.
- Q&A

RYAN WHITE PART A GRANT AWARD (BU0330)
EARMARK ALLOCATION AND EXPENDITURE RECONCILIATION SCHEDULE YR30
FORMULA AND SUPPLEMENTAL FUNDING
 Per Resolution #: R-1125-19, R-246-20, R-247-20, AND R-817-19

| GRANT #: BU0330 | AWARD AMOUNTS | GRANT DETAILS |
|--------------------------------------|-------------------------|---------------|
| Grant Award Amount Formula | 15,610,424.00 | 01FORM |
| Grant Award Amount FY18 Formula | 1,632.00 | 01FOR2 |
| Grant Award Amount Supplemental | 7,812,515.00 | 01SUPP |
| Grant Award Amount FY18 Supplemental | 897,021.00 | 01SUP2 |
| Carryover Award FY19 Formula | 707,084.00 | 01CYOV |
| | | W/out CO |
| Total Award | \$ 24,628,676.00 | |

CONTRACT ALLOCATIONS/ FORMULA & SUPPLEMENTAL AWARDS

| DIRECT SERVICES: | | | |
|---|-----------------|---------------|-------------------------|
| Core Medical Services | Allocations | | |
| Outpatient/Ambulatory Health Svcs | 6,861,870.00 | | |
| AIDS Pharmaceutical Assistance | 66,007.00 | | |
| Oral Health Care | 2,868,975.00 | | |
| Health Insurance Services | 459,450.00 | | |
| Mental Health Therapy/Counseling | 123,257.00 | | |
| Medical Case Management | 5,745,493.00 | 17,989,180.00 | |
| Substance Abuse - Outpatient | 44,128.00 | | |
| TOTAL | | | \$ 21,638,517.00 |
| Total Core Allocation 17,989,180.00 | | | |
| Target at least 80% core service allocation 17,309,213.60 | | | |
| Current Difference (Short) / Over \$ 679,966.40 | | | |
| Grantee Admin. (GC, ACMS, BSR Staff) | \$ 2,392,159.00 | | |
| Quality Management | \$ 600,000.00 | | |
| Total Administrative 3,000,000.00 | | | |
| Total Grant Expenditures & % 77.84% | | | |

| | | |
|--|--------|--------------|
| Core medical % against Total Direct Service Allocation (Not including CIO): Cannot be under 75% | 83.14% | Within Limit |
| Quality Management % of Total Award (Not including CIO): Cannot be over 5% | 2.51% | Within Limit |
| OMB-GC Administrative % of Total Award (Cannot include CIO): Cannot be over 10% | 10.00% | Within Limit |

CURRENT CONTRACT EXPENDITURES

| DIRECT SERVICES: | | | |
|--|-----------------------------------|-------------------------|------------------------|
| S/O | Core Medical Services | Expenditures | Carryover Expenditures |
| 60651 | Outpatient/Ambulatory Health Svcs | 6,911,704.73 | |
| 49212 | AIDS Pharmaceutical Assistance | 5,993.21 | |
| 21610 | Oral Health Care | 1,645,878.57 | |
| 22353 | Health Insurance Services | 289,193.00 | |
| 11404 | Mental Health Therapy/Counseling | 82,435.21 | |
| 21110 | Medical Case Management | 4,932,874.00 | |
| 21612 | Substance Abuse - Outpatient | 19,527.19 | |
| | | | 13,887,606.01 |
| TOTAL EXPENDITURES DIRECT SVCS & %: | | \$ 16,781,699.67 | 77.84% |

| | | |
|--|--------|--------------|
| Core medical % against Total Direct Service Expenditures (Not including CIO): Cannot be under 75% | 86.29% | Within Limit |
| Quality Management % of Total Award (Not including CIO): Cannot be over 5% | 2.51% | Within Limit |
| OMB-GC Administrative % of Total Award (Cannot include CIO): Cannot be over 10% | 9.48% | Within Limit |

Printed on: 8/3/2021

| S/O | Core Medical Services | Expenditures | Carryover Expenditures |
|--------------|-----------------------------------|--------------|------------------------|
| 60651 | Outpatient/Ambulatory Health Svcs | 1,491,992.00 | |
| 49212 | AIDS Pharmaceutical Assistance | | |
| 21610 | Oral Health Care | | |
| 22355 | Health Insurance Services | | |
| 11404 | Mental Health Therapy/Counseling | 18,960.00 | |
| 21110 | Medical Case Management | 1,196,338.00 | |
| 21612 | Substance Abuse - Outpatient | 8,058.00 | |
| | | 2,675,348.00 | |
| TOTAL | | | \$ 2,722,792.00 |

| | | |
|--|--------|--------------|
| Core medical % against Total Direct Service Allocation (Not including CIO): Cannot be under 75% | 98.26% | Within Limit |
| Quality Management % of Total Award (Not including CIO): Cannot be over 5% | 3.89% | Within Limit |
| OMB-GC Administrative % of Total Award (Cannot include CIO): Cannot be over 10% | 10.00% | Within Limit |

Page 2

| S/O | Support Services | Expenditures | Carryover Expenditures |
|--|--------------------------------|-------------------------|------------------------|
| 22430 | Emergency Financial Assistance | 0.00 | |
| 49225 | Food Bank | 596,618.40 | 1,303,702.40 |
| 21210 | Other Professional Services | 148,335.50 | |
| 60240 | Medical Transportation | 5,641.90 | |
| 22470 | Outreach Services | 118,293.86 | |
| 22413 | Substance Abuse - Residential | 1,320,120.00 | |
| | | | 2,894,093.66 |
| TOTAL EXPENDITURES DIRECT SVCS & %: | | \$ 19,666,639.98 | 79.79% |

| | | |
|--|--------|--------------|
| Core medical % against Total Direct Service Expenditures (Not including CIO): Cannot be under 75% | 96.60% | Within Limit |
| Quality Management % of Total Award (Not including CIO): Cannot be over 5% | 3.89% | Within Limit |
| OMB-GC Administrative % of Total Award (Cannot include CIO): Cannot be over 10% | 9.21% | Within Limit |

Printed on: 8/3/2021

Page 3

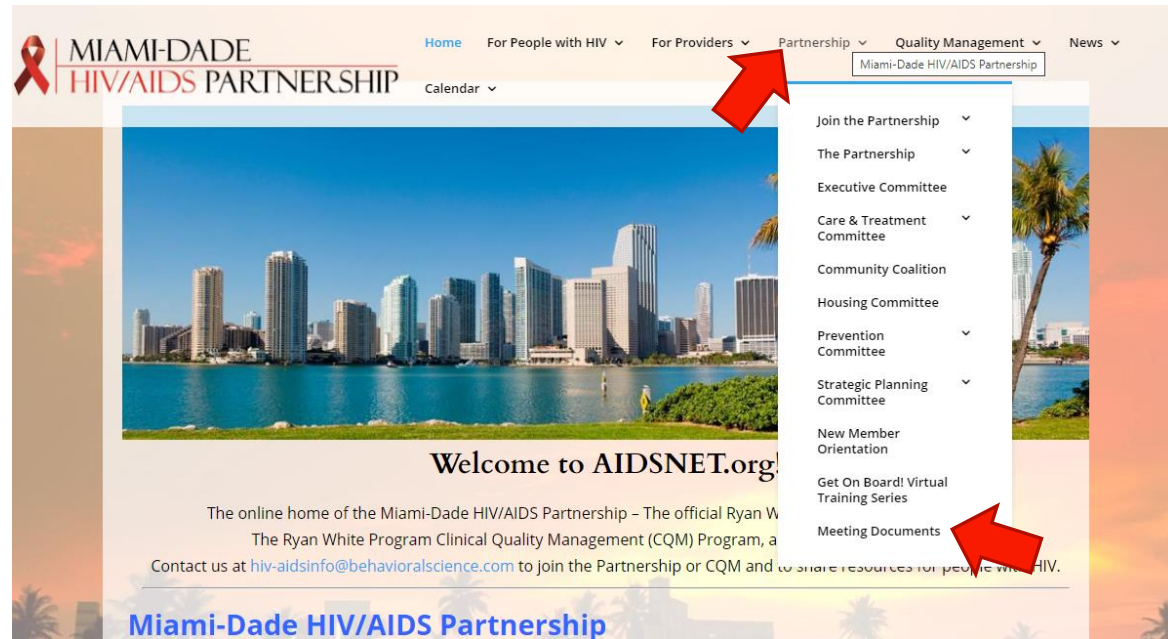


The Reports



How to Access Reports

- Reports are available online at aidsnet.org/:



- You can also request reports from Staff via email or mail.



Find Reports Online

- Go to aidsnet.org/meeting-documents
- Under Monthly Reports, click Expenditures.

Partnership Meeting Reference Documents

This page includes reference documents for meetings of the Miami-Dade HIV/AIDS Partnership and its committees. Many documents are marked **DRAFT** until approved by the committee and/or Partnership, and should not be distributed as final versions. *Where a listing is not "clickable", the document is under development and will be posted prior to the meeting.* Please contact designated Staff Support for additional information.

Monthly Reports

In order to streamline meetings, oral reports will not be given. Please submit questions or requests for earlier reports to hiv-aidsinfo@behavioralscience.com.

- Committee Report to Partnership
- [Vacancy Report **New Design!**](#) (August 31, 2021)
 - Please promote [Membership Opportunities](#)
- Grantee/Recipient Reports
 - [Expenditures](#) Ryan White Program Part A / Minority AIDS Initiative (MAI) (September 14, 2021)
 - [Clients Served and Service Units](#) Ryan White Program Part A / Minority AIDS Initiative (MAI) (July 2021)
 - [AIDS Drug Assistance Program \(ADAP\)](#) (August 2021)
 - [Ryan White Program Part B](#) (July 2021)
 - [General Revenue](#) (July 2021)

Quick Links

- [Partnership](#)
- [Executive Committee](#)
- [Community Coalition](#)
- [Housing Committee](#)
- [Care and Treatment Committee](#)
- [Medical Care Subcommittee](#)
- [Prevention Committee](#)
- [Strategic Planning Committee](#)
- [Joint Integrated Plan Review Team](#)
- [Joint Ending the HIV Epidemic Team](#)

Announcements

Meeting announcements should be [forwarded to Staff](#) for distribution through this website and the [Community Newsletter](#).

RSVP

[September](#)





Knowledge Check

- Expenditure Reports are available:
 - A. On-line at AIDSNET.org
 - B. Via email, by request
 - C. Via mail, by request
 - D. All of the above
- Please CHAT your answer.

(See final slide for Knowledge Check answers)



What did you say?

These are some of the terms we use when talking about expenditures:

- HRSA: The Health Resources and Services Administration – This is where the grant money comes from to fund the Ryan White Program.
- Formula Funds: The amount of money HRSA allows based on the number of people with HIV in our area.
- Supplemental Funds: The additional money we ask for in our annual grant.
- Carryover Funds: Any monies not spent in the past year which HRSA agrees to let us spend this year.
- Unobligated Funds: Monies which have not been assigned to a contracted subrecipient.



What did you say?

These are some of the terms we use when talking about expenditures:

- Fiscal Year: March 1 of a year through the end of February of the following year
- Allocation: The amount of money the Partnership agrees should be spent in each *service category* during the Fiscal Year.
- Direct Services: Funds spent on Core Medical and Support Services – The Partnership is responsible for allocating these funds.
- Grantee or Recipient: Miami-Dade County Office of Management and Budget - aka “The County”
- Subrecipient: Service Providers contracted by The County



Part A Funded Core Medical Services

- Partnership members are responsible for Priority Setting and Resource Allocations (PSRA) of 13 Ryan White Program Part A **Core Medical Services** and Support Services:
- **Seven Core Medical Services (= or >75%)**
 - Outpatient/Ambulatory Health Services (doctors)
 - AIDS Pharmaceutical Assistance (prescription drugs)
 - Oral Health Care (dental)
 - Health Insurance Services (health insurance wrap around services)
 - Mental Health Therapy/Counseling (mental health visits with therapist; PhD, MA, LCM, etc.)
 - Medical Case Management (assistance with navigating health care)
 - Substance Abuse-Outpatient (overcoming substance use in an outpatient setting)



Part A Funded Support Services

- Partnership members are responsible for PSRA of 13 Ryan White Program Part A Core Medical Services and **Support Services**:
- **Six Support Services (< 25%)**
 - Food Bank (bag of food)
 - Other Professional Services-Legal and Permanency planning (legal assistance for HIV related issues)
 - Medical Transportation (bus/Metrorail services to get to health-related appointments)
 - Outreach services (assist in returning clients to care)
 - Substance Abuse-Residential (overcoming substance use in a residential facility)
 - Emergency Financial Assistance (restricted to assisting with prescriptions provided for TTRA [Test and Treat Rapid Access])



Minority AIDS Initiative (MAI) Funded Services

- Partnership members are responsible for PSRA of 7 Ryan White Program MAI Core Medical Services and Support Services:
- **Four Core Medical Services**
 - Outpatient/Ambulatory Health Services
 - Mental Health Counseling/Therapy
 - Medical Case Management
 - Substance Abuse-Outpatient
- **Three Support Services**
 - Medical Transportation
 - Outreach services
 - Emergency Financial Assistance
- MAI services funding is restricted to minority populations.



Knowledge Check

- There are 7 Part A Core Medical Services and 4 MAI Core Medical Services.
- Core Medical Services allocations must be at least what percent?
 - A. At least 25%
 - B. At least 50%
 - C. At least 75%
 - D. 100%
- Please CHAT your answer.

(See final slide for Knowledge Check answers)



Knowledge Check

- There are 6 Part A Support Services and 3 MAI Support Services.
- Support Services allocations cannot be more than what percent?
 - A. No more than 25%
 - B. No more than 50%
 - C. No more than 75%
 - D. 100%
 - E. There are no limits
- Please CHAT your answer.

(See final slide for Knowledge Check answers)



| RYAN WHITE PART A GRANT AWARD (BU0330) EARMARK ALLOCATION AND EXPENDITURE RECONCILIATION SCHEDULE YR30 FORMULA AND SUPPLEMENTAL FUNDING Per Resolution #s: R-1125-19, R-246-20, R-247-20, AND R-817-19 | | | | PART A | | | | | | | | | | | | | | | | | | | | | | | | | | | | | | | | | | | | | | | | | | | | | | | | | | | | | | | | | | | | | | | | | | | | | | | | | | | | | | | | | | | | | | | | | | | | | | | | | | | | | | | | | | | | | | | | | | | | | | | | | | | | | | | | | | | | | | | | | | | | | | | | | | | | | | | | | | | | | | | | | | | | | | | | | | | | | | | | | | | | | | | | | | | | | | | | | | | | | | | | | | | | | | | | | | | | | | | | | | | | | | | | | | | | | | | | | | | | | |
|--|-----------------------------------|-------------------------|--|---------------|--------------|---|---------------|---------------|---|---------------|--------------|---|------------------------|--------|---|----------------------|--------------|--|---------------------|---------------|---|--------------|---------------|--|------------------------|---------------|--|-------------------------|--|---|------------------|--------------|-------------------------------|-----------------------|--------------------------------|---|-------------------|-----------------------------------|---------------------------------|---------------------|---------------|--|-----------------------------|---------------|-------------------------------|-------------------------|------------------------|---|-------|---------------------------|-------------------|-----------------------|--------------|----------------------------------|-------------------------------|-----------------------------------|--------------|--|--------------|--------------------------------|---------------|------------------------------|-----------|------------------|--|--|-------------------------|---------------------------|------------|--|-------|----------------------------------|-----------|--|-------|-------------------------|--------------|---------------|-------|------------------------------|-----------|--|--|--|-------------------------|---------------|---|--|--|------------------|-------------|--|--------------------------------|------|--|-----------|--------------|--|-----------------------------|------------|--|------------------------|------------|--|-------------------|------------|--|-------------------------------|--------------|--------------|-------------------------------|------------------------|--|--|--|--|-----|------------------|--------------|------------------------|-------|--------------------------------|------|--|-------|-----------|------------|------------|-------|-----------------------------|------------|--------------|-------|------------------------|----------|--|-------|-------------------|------------|--|-------|-------------------------------|--------------|--------------|--|--|-------------------------|---------------|---|--|--|-----------------------|---------------|--|---|---------------|--|-----------------------------------|---------------|--|---|------------------------|--|---------------------------|----------------------|--|--|---------------------|---------------|------------------------------------|------|--|--------------------------------|------|---------------|--|--|--|------------------------------|---------------|--|-------------------------------|---------------------|--|---------------------------|-------------------|--------------|---------------------------------|---------------------|--|--|-------------------------|---------------|--|--|--|--|---------------|--------------|---------------------|--|--|---|--------------|--------------|-------------------|--|--|---|---------------|--------------|--------------------|--|--|---|--|--|--|---------------|--------------|---------------------|--|--|---|--------------|--------------|-------------------|--|--|---|--------------|--------------|--------------------|--|--|-----------------------------|--|--|--|--|--|
| <table border="1"> <thead> <tr> <th>GRANT #: BU0330</th> <th>AWARD AMOUNTS</th> <th colspan="4">GRANT DETAILS</th> </tr> </thead> <tbody> <tr> <td>Grant Award Amount Formula</td> <td>15,610,424</td> <td>01FORM</td> <td></td> <td></td> <td></td> </tr> <tr> <td>Grant Award Amount FY18 Formula</td> <td>1,632</td> <td>01FOR2</td> <td></td> <td></td> <td></td> </tr> <tr> <td>Grant Award Amount Supplemental</td> <td>7,612,545</td> <td>01SUPP</td> <td></td> <td></td> <td></td> </tr> <tr> <td>Grant Award Amount FY18 Supplemental</td> <td>697,023.00</td> <td>01SUP2</td> <td></td> <td>23,921,592.00</td> <td></td> </tr> <tr> <td>Carryover Award FY19 Formula</td> <td>707,084.00</td> <td>01CYOV</td> <td></td> <td>Without CO</td> <td></td> </tr> <tr> <td>Total Award</td> <td>\$ 24,628,676.00</td> <td></td> <td></td> <td></td> <td></td> </tr> </tbody> </table> | | | | | | GRANT #: BU0330 | AWARD AMOUNTS | GRANT DETAILS | | | | Grant Award Amount Formula | 15,610,424 | 01FORM | | | | Grant Award Amount FY18 Formula | 1,632 | 01FOR2 | | | | Grant Award Amount Supplemental | 7,612,545 | 01SUPP | | | | Grant Award Amount FY18 Supplemental | 697,023.00 | 01SUP2 | | 23,921,592.00 | | Carryover Award FY19 Formula | 707,084.00 | 01CYOV | | Without CO | | Total Award | \$ 24,628,676.00 | | | | | | | | | | | | | | | | | | | | | | | | | | | | | | | | | | | | | | | | | | | | | | | | | | | | | | | | | | | | | | | | | | | | | | | | | | | | | | | | | | | | | | | | | | | | | | | | | | | | | | | | | | | | | | | | | | | | | | | | | | | | | | | | | | | | | | | | | | | | | | | | | | | | | | | | | | | | | | | | | | | | | | | | | | | | | | | | | | | | | | | | | | | | | | | | | | | | | | |
| GRANT #: BU0330 | AWARD AMOUNTS | GRANT DETAILS | | | | | | | | | | | | | | | | | | | | | | | | | | | | | | | | | | | | | | | | | | | | | | | | | | | | | | | | | | | | | | | | | | | | | | | | | | | | | | | | | | | | | | | | | | | | | | | | | | | | | | | | | | | | | | | | | | | | | | | | | | | | | | | | | | | | | | | | | | | | | | | | | | | | | | | | | | | | | | | | | | | | | | | | | | | | | | | | | | | | | | | | | | | | | | | | | | | | | | | | | | | | | | | | | | | | | | | | | | | | | | | | | | | | | | | | | | | | | | | |
| Grant Award Amount Formula | 15,610,424 | 01FORM | | | | | | | | | | | | | | | | | | | | | | | | | | | | | | | | | | | | | | | | | | | | | | | | | | | | | | | | | | | | | | | | | | | | | | | | | | | | | | | | | | | | | | | | | | | | | | | | | | | | | | | | | | | | | | | | | | | | | | | | | | | | | | | | | | | | | | | | | | | | | | | | | | | | | | | | | | | | | | | | | | | | | | | | | | | | | | | | | | | | | | | | | | | | | | | | | | | | | | | | | | | | | | | | | | | | | | | | | | | | | | | | | | | | | | | | | | | | | | | |
| Grant Award Amount FY18 Formula | 1,632 | 01FOR2 | | | | | | | | | | | | | | | | | | | | | | | | | | | | | | | | | | | | | | | | | | | | | | | | | | | | | | | | | | | | | | | | | | | | | | | | | | | | | | | | | | | | | | | | | | | | | | | | | | | | | | | | | | | | | | | | | | | | | | | | | | | | | | | | | | | | | | | | | | | | | | | | | | | | | | | | | | | | | | | | | | | | | | | | | | | | | | | | | | | | | | | | | | | | | | | | | | | | | | | | | | | | | | | | | | | | | | | | | | | | | | | | | | | | | | | | | | | | | | | |
| Grant Award Amount Supplemental | 7,612,545 | 01SUPP | | | | | | | | | | | | | | | | | | | | | | | | | | | | | | | | | | | | | | | | | | | | | | | | | | | | | | | | | | | | | | | | | | | | | | | | | | | | | | | | | | | | | | | | | | | | | | | | | | | | | | | | | | | | | | | | | | | | | | | | | | | | | | | | | | | | | | | | | | | | | | | | | | | | | | | | | | | | | | | | | | | | | | | | | | | | | | | | | | | | | | | | | | | | | | | | | | | | | | | | | | | | | | | | | | | | | | | | | | | | | | | | | | | | | | | | | | | | | | | |
| Grant Award Amount FY18 Supplemental | 697,023.00 | 01SUP2 | | 23,921,592.00 | | | | | | | | | | | | | | | | | | | | | | | | | | | | | | | | | | | | | | | | | | | | | | | | | | | | | | | | | | | | | | | | | | | | | | | | | | | | | | | | | | | | | | | | | | | | | | | | | | | | | | | | | | | | | | | | | | | | | | | | | | | | | | | | | | | | | | | | | | | | | | | | | | | | | | | | | | | | | | | | | | | | | | | | | | | | | | | | | | | | | | | | | | | | | | | | | | | | | | | | | | | | | | | | | | | | | | | | | | | | | | | | | | | | | | | | | | | | | |
| Carryover Award FY19 Formula | 707,084.00 | 01CYOV | | Without CO | | | | | | | | | | | | | | | | | | | | | | | | | | | | | | | | | | | | | | | | | | | | | | | | | | | | | | | | | | | | | | | | | | | | | | | | | | | | | | | | | | | | | | | | | | | | | | | | | | | | | | | | | | | | | | | | | | | | | | | | | | | | | | | | | | | | | | | | | | | | | | | | | | | | | | | | | | | | | | | | | | | | | | | | | | | | | | | | | | | | | | | | | | | | | | | | | | | | | | | | | | | | | | | | | | | | | | | | | | | | | | | | | | | | | | | | | | | | | |
| Total Award | \$ 24,628,676.00 | | | | | | | | | | | | | | | | | | | | | | | | | | | | | | | | | | | | | | | | | | | | | | | | | | | | | | | | | | | | | | | | | | | | | | | | | | | | | | | | | | | | | | | | | | | | | | | | | | | | | | | | | | | | | | | | | | | | | | | | | | | | | | | | | | | | | | | | | | | | | | | | | | | | | | | | | | | | | | | | | | | | | | | | | | | | | | | | | | | | | | | | | | | | | | | | | | | | | | | | | | | | | | | | | | | | | | | | | | | | | | | | | | | | | | | | | | | | | | | | |
| <table border="1"> <thead> <tr> <th colspan="3">CONTRACT ALLOCATIONS/ FORMULA & SUPPLEMENTAL AWARDS</th> <th colspan="3">CURRENT CONTRACT EXPENDITURES</th> </tr> </thead> <tbody> <tr> <td colspan="6">DIRECT SERVICES:</td> </tr> <tr> <td colspan="3"> <table border="1"> <thead> <tr> <th>Core Medical Services</th> <th>Allocations</th> <th></th> </tr> </thead> <tbody> <tr> <td>Outpatient/Ambulatory Health Svcs</td> <td>8,661,870.00</td> <td></td> </tr> <tr> <td>AIDS Pharmaceutical Assistance</td> <td>86,007.00</td> <td></td> </tr> <tr> <td>Oral Health Care</td> <td>2,888,975.00</td> <td></td> </tr> <tr> <td>Health Insurance Services</td> <td>459,450.00</td> <td></td> </tr> <tr> <td>Mental Health Therapy/Counseling</td> <td>123,257.00</td> <td></td> </tr> <tr> <td>Medical Case Management</td> <td>5,745,493.00</td> <td>17,989,180.00</td> </tr> <tr> <td>Substance Abuse - Outpatient</td> <td>44,128.00</td> <td></td> </tr> <tr> <td>DIRECT SERVICES TOTAL:</td> <td>\$ 21,636,617.00</td> <td></td> </tr> </tbody> </table> </td> <td colspan="3"> <table border="1"> <thead> <tr> <th>S/O</th> <th>Core Medical Services</th> <th>Expenditures</th> <th>Carryover Expenditures</th> </tr> </thead> <tbody> <tr> <td>60661</td> <td>Outpatient/Ambulatory Health Svcs</td> <td>6,911,704.73</td> <td></td> </tr> <tr> <td>49212</td> <td>AIDS Pharmaceutical Assistance</td> <td>5,993.21</td> <td></td> </tr> <tr> <td>21610</td> <td>Oral Health Care</td> <td>1,645,878.57</td> <td></td> </tr> <tr> <td>22353</td> <td>Health Insurance Services</td> <td>289,193.00</td> <td></td> </tr> <tr> <td>11404</td> <td>Mental Health Therapy/Counseling</td> <td>82,435.31</td> <td></td> </tr> <tr> <td>21110</td> <td>Medical Case Management</td> <td>4,932,874.00</td> <td>13,887,606.01</td> </tr> <tr> <td>21612</td> <td>Substance Abuse - Outpatient</td> <td>19,527.19</td> <td></td> </tr> <tr> <td>TOTAL EXPENDITURES DIRECT SVCS & %:</td> <td></td> <td>\$ 16,781,699.67</td> <td>77.56%</td> </tr> </tbody> </table> </td> </tr> <tr> <td colspan="3"> <table border="1"> <thead> <tr> <th>Support Services</th> <th>Allocations</th> <th></th> </tr> </thead> <tbody> <tr> <td>Emergency Financial Assistance</td> <td>0.00</td> <td></td> </tr> <tr> <td>Food Bank</td> <td>1,303,799.00</td> <td></td> </tr> <tr> <td>Other Professional Services</td> <td>154,449.00</td> <td></td> </tr> <tr> <td>Medical Transportation</td> <td>150,649.00</td> <td></td> </tr> <tr> <td>Outreach Services</td> <td>284,696.00</td> <td></td> </tr> <tr> <td>Substance Abuse - Residential</td> <td>1,773,744.00</td> <td>3,647,337.00</td> </tr> <tr> <td>DIRECT SERVICES TOTAL:</td> <td>\$ 2,917,337.00</td> <td></td> </tr> </tbody> </table> </td> <td colspan="3"> <table border="1"> <thead> <tr> <th>S/O</th> <th>Support Services</th> <th>Expenditures</th> <th>Carryover Expenditures</th> </tr> </thead> <tbody> <tr> <td>22430</td> <td>Emergency Financial Assistance</td> <td>0.00</td> <td></td> </tr> <tr> <td>49225</td> <td>Food Bank</td> <td>596,618.40</td> <td>707,084.00</td> </tr> <tr> <td>21210</td> <td>Other Professional Services</td> <td>146,335.50</td> <td>1,303,702.40</td> </tr> <tr> <td>60240</td> <td>Medical Transportation</td> <td>5,641.90</td> <td></td> </tr> <tr> <td>22470</td> <td>Outreach Services</td> <td>118,293.86</td> <td></td> </tr> <tr> <td>22413</td> <td>Substance Abuse - Residential</td> <td>1,320,120.00</td> <td>2,894,093.66</td> </tr> <tr> <td>TOTAL EXPENDITURES DIRECT SVCS & %:</td> <td></td> <td>\$ 16,781,699.67</td> <td>77.56%</td> </tr> </tbody> </table> </td> </tr> <tr> <td colspan="3"> <table border="1"> <tbody> <tr> <td>Total Core Allocation</td> <td>17,989,180.00</td> <td></td> </tr> <tr> <td>Target at least 80% core service allocation</td> <td>17,309,213.60</td> <td></td> </tr> <tr> <td>Current Difference (Short) / Over</td> <td>\$ 679,966.40</td> <td></td> </tr> <tr> <td>Grantee Admin. (GC, ACMS, BSR Staff)</td> <td>\$ 2,392,169.00</td> <td></td> </tr> <tr> <td>Quality Management</td> <td>\$ 600,000.00</td> <td></td> </tr> <tr> <td>(+) Unobligated Funds / (-) Over Obligated:</td> <td>2,992,159.00</td> <td>24,628,676.00</td> </tr> <tr> <td>Unobligated Funds (Formula & Supp)</td> <td>\$ -</td> <td></td> </tr> <tr> <td>Unobligated Funds (Carry Over)</td> <td>\$ -</td> <td>Check: \$0.00</td> </tr> </tbody> </table> </td> <td colspan="3"> <table border="1"> <tbody> <tr> <td>Formula Expenditure %</td> <td>95.46%</td> <td></td> </tr> <tr> <td>Grantee Administration</td> <td>2,268,840.31</td> <td></td> </tr> <tr> <td>Quality Management</td> <td>600,000.00</td> <td>2,868,840.31</td> </tr> <tr> <td>Grant Unexpended Balance</td> <td>4,978,136.02</td> <td></td> </tr> <tr> <td>Total Grant Expenditures & %:</td> <td>\$ 19,650,539.98</td> <td>79.79%</td> </tr> </tbody> </table> </td> </tr> <tr> <td colspan="3"> <table border="1"> <tbody> <tr> <td>Core medical % against Total Direct Service Allocation (Not including C/O):</td> <td>83.14%</td> <td>Within Limit</td> </tr> <tr> <td>Cannot be under 75%</td> <td></td> <td></td> </tr> <tr> <td>Quality Management % of Total Award (Not including C/O):</td> <td>2.51%</td> <td>Within Limit</td> </tr> <tr> <td>Cannot be over 5%</td> <td></td> <td></td> </tr> <tr> <td>OMB-GC Administrative % of Total Award (Cannot include C/O):</td> <td>10.00%</td> <td>Within Limit</td> </tr> <tr> <td>Cannot be over 10%</td> <td></td> <td></td> </tr> </tbody> </table> </td> <td colspan="3"> <table border="1"> <tbody> <tr> <td>Core medical % against Total Direct Service Expenditures (Not including C/O):</td> <td>86.39%</td> <td>Within Limit</td> </tr> <tr> <td>Cannot be under 75%</td> <td></td> <td></td> </tr> <tr> <td>Quality Management % of Total Award (Not including C/O):</td> <td>2.51%</td> <td>Within Limit</td> </tr> <tr> <td>Cannot be over 5%</td> <td></td> <td></td> </tr> <tr> <td>OMB-GC Administrative % of Total Award (Cannot include C/O):</td> <td>9.48%</td> <td>Within Limit</td> </tr> <tr> <td>Cannot be over 10%</td> <td></td> <td></td> </tr> </tbody> </table> </td> </tr> <tr> <td colspan="6"> <p>Printed on: 8/3/2021</p> </td> </tr> </tbody> </table> | | | | | | CONTRACT ALLOCATIONS/ FORMULA & SUPPLEMENTAL AWARDS | | | CURRENT CONTRACT EXPENDITURES | | | DIRECT SERVICES: | | | | | | <table border="1"> <thead> <tr> <th>Core Medical Services</th> <th>Allocations</th> <th></th> </tr> </thead> <tbody> <tr> <td>Outpatient/Ambulatory Health Svcs</td> <td>8,661,870.00</td> <td></td> </tr> <tr> <td>AIDS Pharmaceutical Assistance</td> <td>86,007.00</td> <td></td> </tr> <tr> <td>Oral Health Care</td> <td>2,888,975.00</td> <td></td> </tr> <tr> <td>Health Insurance Services</td> <td>459,450.00</td> <td></td> </tr> <tr> <td>Mental Health Therapy/Counseling</td> <td>123,257.00</td> <td></td> </tr> <tr> <td>Medical Case Management</td> <td>5,745,493.00</td> <td>17,989,180.00</td> </tr> <tr> <td>Substance Abuse - Outpatient</td> <td>44,128.00</td> <td></td> </tr> <tr> <td>DIRECT SERVICES TOTAL:</td> <td>\$ 21,636,617.00</td> <td></td> </tr> </tbody> </table> | | | Core Medical Services | Allocations | | Outpatient/Ambulatory Health Svcs | 8,661,870.00 | | AIDS Pharmaceutical Assistance | 86,007.00 | | Oral Health Care | 2,888,975.00 | | Health Insurance Services | 459,450.00 | | Mental Health Therapy/Counseling | 123,257.00 | | Medical Case Management | 5,745,493.00 | 17,989,180.00 | Substance Abuse - Outpatient | 44,128.00 | | DIRECT SERVICES TOTAL: | \$ 21,636,617.00 | | <table border="1"> <thead> <tr> <th>S/O</th> <th>Core Medical Services</th> <th>Expenditures</th> <th>Carryover Expenditures</th> </tr> </thead> <tbody> <tr> <td>60661</td> <td>Outpatient/Ambulatory Health Svcs</td> <td>6,911,704.73</td> <td></td> </tr> <tr> <td>49212</td> <td>AIDS Pharmaceutical Assistance</td> <td>5,993.21</td> <td></td> </tr> <tr> <td>21610</td> <td>Oral Health Care</td> <td>1,645,878.57</td> <td></td> </tr> <tr> <td>22353</td> <td>Health Insurance Services</td> <td>289,193.00</td> <td></td> </tr> <tr> <td>11404</td> <td>Mental Health Therapy/Counseling</td> <td>82,435.31</td> <td></td> </tr> <tr> <td>21110</td> <td>Medical Case Management</td> <td>4,932,874.00</td> <td>13,887,606.01</td> </tr> <tr> <td>21612</td> <td>Substance Abuse - Outpatient</td> <td>19,527.19</td> <td></td> </tr> <tr> <td>TOTAL EXPENDITURES DIRECT SVCS & %:</td> <td></td> <td>\$ 16,781,699.67</td> <td>77.56%</td> </tr> </tbody> </table> | | | S/O | Core Medical Services | Expenditures | Carryover Expenditures | 60661 | Outpatient/Ambulatory Health Svcs | 6,911,704.73 | | 49212 | AIDS Pharmaceutical Assistance | 5,993.21 | | 21610 | Oral Health Care | 1,645,878.57 | | 22353 | Health Insurance Services | 289,193.00 | | 11404 | Mental Health Therapy/Counseling | 82,435.31 | | 21110 | Medical Case Management | 4,932,874.00 | 13,887,606.01 | 21612 | Substance Abuse - Outpatient | 19,527.19 | | TOTAL EXPENDITURES DIRECT SVCS & %: | | \$ 16,781,699.67 | 77.56% | <table border="1"> <thead> <tr> <th>Support Services</th> <th>Allocations</th> <th></th> </tr> </thead> <tbody> <tr> <td>Emergency Financial Assistance</td> <td>0.00</td> <td></td> </tr> <tr> <td>Food Bank</td> <td>1,303,799.00</td> <td></td> </tr> <tr> <td>Other Professional Services</td> <td>154,449.00</td> <td></td> </tr> <tr> <td>Medical Transportation</td> <td>150,649.00</td> <td></td> </tr> <tr> <td>Outreach Services</td> <td>284,696.00</td> <td></td> </tr> <tr> <td>Substance Abuse - Residential</td> <td>1,773,744.00</td> <td>3,647,337.00</td> </tr> <tr> <td>DIRECT SERVICES TOTAL:</td> <td>\$ 2,917,337.00</td> <td></td> </tr> </tbody> </table> | | | Support Services | Allocations | | Emergency Financial Assistance | 0.00 | | Food Bank | 1,303,799.00 | | Other Professional Services | 154,449.00 | | Medical Transportation | 150,649.00 | | Outreach Services | 284,696.00 | | Substance Abuse - Residential | 1,773,744.00 | 3,647,337.00 | DIRECT SERVICES TOTAL: | \$ 2,917,337.00 | | <table border="1"> <thead> <tr> <th>S/O</th> <th>Support Services</th> <th>Expenditures</th> <th>Carryover Expenditures</th> </tr> </thead> <tbody> <tr> <td>22430</td> <td>Emergency Financial Assistance</td> <td>0.00</td> <td></td> </tr> <tr> <td>49225</td> <td>Food Bank</td> <td>596,618.40</td> <td>707,084.00</td> </tr> <tr> <td>21210</td> <td>Other Professional Services</td> <td>146,335.50</td> <td>1,303,702.40</td> </tr> <tr> <td>60240</td> <td>Medical Transportation</td> <td>5,641.90</td> <td></td> </tr> <tr> <td>22470</td> <td>Outreach Services</td> <td>118,293.86</td> <td></td> </tr> <tr> <td>22413</td> <td>Substance Abuse - Residential</td> <td>1,320,120.00</td> <td>2,894,093.66</td> </tr> <tr> <td>TOTAL EXPENDITURES DIRECT SVCS & %:</td> <td></td> <td>\$ 16,781,699.67</td> <td>77.56%</td> </tr> </tbody> </table> | | | S/O | Support Services | Expenditures | Carryover Expenditures | 22430 | Emergency Financial Assistance | 0.00 | | 49225 | Food Bank | 596,618.40 | 707,084.00 | 21210 | Other Professional Services | 146,335.50 | 1,303,702.40 | 60240 | Medical Transportation | 5,641.90 | | 22470 | Outreach Services | 118,293.86 | | 22413 | Substance Abuse - Residential | 1,320,120.00 | 2,894,093.66 | TOTAL EXPENDITURES DIRECT SVCS & %: | | \$ 16,781,699.67 | 77.56% | <table border="1"> <tbody> <tr> <td>Total Core Allocation</td> <td>17,989,180.00</td> <td></td> </tr> <tr> <td>Target at least 80% core service allocation</td> <td>17,309,213.60</td> <td></td> </tr> <tr> <td>Current Difference (Short) / Over</td> <td>\$ 679,966.40</td> <td></td> </tr> <tr> <td>Grantee Admin. (GC, ACMS, BSR Staff)</td> <td>\$ 2,392,169.00</td> <td></td> </tr> <tr> <td>Quality Management</td> <td>\$ 600,000.00</td> <td></td> </tr> <tr> <td>(+) Unobligated Funds / (-) Over Obligated:</td> <td>2,992,159.00</td> <td>24,628,676.00</td> </tr> <tr> <td>Unobligated Funds (Formula & Supp)</td> <td>\$ -</td> <td></td> </tr> <tr> <td>Unobligated Funds (Carry Over)</td> <td>\$ -</td> <td>Check: \$0.00</td> </tr> </tbody> </table> | | | Total Core Allocation | 17,989,180.00 | | Target at least 80% core service allocation | 17,309,213.60 | | Current Difference (Short) / Over | \$ 679,966.40 | | Grantee Admin. (GC, ACMS, BSR Staff) | \$ 2,392,169.00 | | Quality Management | \$ 600,000.00 | | (+) Unobligated Funds / (-) Over Obligated: | 2,992,159.00 | 24,628,676.00 | Unobligated Funds (Formula & Supp) | \$ - | | Unobligated Funds (Carry Over) | \$ - | Check: \$0.00 | <table border="1"> <tbody> <tr> <td>Formula Expenditure %</td> <td>95.46%</td> <td></td> </tr> <tr> <td>Grantee Administration</td> <td>2,268,840.31</td> <td></td> </tr> <tr> <td>Quality Management</td> <td>600,000.00</td> <td>2,868,840.31</td> </tr> <tr> <td>Grant Unexpended Balance</td> <td>4,978,136.02</td> <td></td> </tr> <tr> <td>Total Grant Expenditures & %:</td> <td>\$ 19,650,539.98</td> <td>79.79%</td> </tr> </tbody> </table> | | | Formula Expenditure % | 95.46% | | Grantee Administration | 2,268,840.31 | | Quality Management | 600,000.00 | 2,868,840.31 | Grant Unexpended Balance | 4,978,136.02 | | Total Grant Expenditures & %: | \$ 19,650,539.98 | 79.79% | <table border="1"> <tbody> <tr> <td>Core medical % against Total Direct Service Allocation (Not including C/O):</td> <td>83.14%</td> <td>Within Limit</td> </tr> <tr> <td>Cannot be under 75%</td> <td></td> <td></td> </tr> <tr> <td>Quality Management % of Total Award (Not including C/O):</td> <td>2.51%</td> <td>Within Limit</td> </tr> <tr> <td>Cannot be over 5%</td> <td></td> <td></td> </tr> <tr> <td>OMB-GC Administrative % of Total Award (Cannot include C/O):</td> <td>10.00%</td> <td>Within Limit</td> </tr> <tr> <td>Cannot be over 10%</td> <td></td> <td></td> </tr> </tbody> </table> | | | Core medical % against Total Direct Service Allocation (Not including C/O): | 83.14% | Within Limit | Cannot be under 75% | | | Quality Management % of Total Award (Not including C/O): | 2.51% | Within Limit | Cannot be over 5% | | | OMB-GC Administrative % of Total Award (Cannot include C/O): | 10.00% | Within Limit | Cannot be over 10% | | | <table border="1"> <tbody> <tr> <td>Core medical % against Total Direct Service Expenditures (Not including C/O):</td> <td>86.39%</td> <td>Within Limit</td> </tr> <tr> <td>Cannot be under 75%</td> <td></td> <td></td> </tr> <tr> <td>Quality Management % of Total Award (Not including C/O):</td> <td>2.51%</td> <td>Within Limit</td> </tr> <tr> <td>Cannot be over 5%</td> <td></td> <td></td> </tr> <tr> <td>OMB-GC Administrative % of Total Award (Cannot include C/O):</td> <td>9.48%</td> <td>Within Limit</td> </tr> <tr> <td>Cannot be over 10%</td> <td></td> <td></td> </tr> </tbody> </table> | | | Core medical % against Total Direct Service Expenditures (Not including C/O): | 86.39% | Within Limit | Cannot be under 75% | | | Quality Management % of Total Award (Not including C/O): | 2.51% | Within Limit | Cannot be over 5% | | | OMB-GC Administrative % of Total Award (Cannot include C/O): | 9.48% | Within Limit | Cannot be over 10% | | | <p>Printed on: 8/3/2021</p> | | | | | |
| CONTRACT ALLOCATIONS/ FORMULA & SUPPLEMENTAL AWARDS | | | CURRENT CONTRACT EXPENDITURES | | | | | | | | | | | | | | | | | | | | | | | | | | | | | | | | | | | | | | | | | | | | | | | | | | | | | | | | | | | | | | | | | | | | | | | | | | | | | | | | | | | | | | | | | | | | | | | | | | | | | | | | | | | | | | | | | | | | | | | | | | | | | | | | | | | | | | | | | | | | | | | | | | | | | | | | | | | | | | | | | | | | | | | | | | | | | | | | | | | | | | | | | | | | | | | | | | | | | | | | | | | | | | | | | | | | | | | | | | | | | | | | | | | | | | | | | | | | | | |
| DIRECT SERVICES: | | | | | | | | | | | | | | | | | | | | | | | | | | | | | | | | | | | | | | | | | | | | | | | | | | | | | | | | | | | | | | | | | | | | | | | | | | | | | | | | | | | | | | | | | | | | | | | | | | | | | | | | | | | | | | | | | | | | | | | | | | | | | | | | | | | | | | | | | | | | | | | | | | | | | | | | | | | | | | | | | | | | | | | | | | | | | | | | | | | | | | | | | | | | | | | | | | | | | | | | | | | | | | | | | | | | | | | | | | | | | | | | | | | | | | | | | | | | | | | | | |
| <table border="1"> <thead> <tr> <th>Core Medical Services</th> <th>Allocations</th> <th></th> </tr> </thead> <tbody> <tr> <td>Outpatient/Ambulatory Health Svcs</td> <td>8,661,870.00</td> <td></td> </tr> <tr> <td>AIDS Pharmaceutical Assistance</td> <td>86,007.00</td> <td></td> </tr> <tr> <td>Oral Health Care</td> <td>2,888,975.00</td> <td></td> </tr> <tr> <td>Health Insurance Services</td> <td>459,450.00</td> <td></td> </tr> <tr> <td>Mental Health Therapy/Counseling</td> <td>123,257.00</td> <td></td> </tr> <tr> <td>Medical Case Management</td> <td>5,745,493.00</td> <td>17,989,180.00</td> </tr> <tr> <td>Substance Abuse - Outpatient</td> <td>44,128.00</td> <td></td> </tr> <tr> <td>DIRECT SERVICES TOTAL:</td> <td>\$ 21,636,617.00</td> <td></td> </tr> </tbody> </table> | | | Core Medical Services | Allocations | | Outpatient/Ambulatory Health Svcs | 8,661,870.00 | | AIDS Pharmaceutical Assistance | 86,007.00 | | Oral Health Care | 2,888,975.00 | | Health Insurance Services | 459,450.00 | | Mental Health Therapy/Counseling | 123,257.00 | | Medical Case Management | 5,745,493.00 | 17,989,180.00 | Substance Abuse - Outpatient | 44,128.00 | | DIRECT SERVICES TOTAL: | \$ 21,636,617.00 | | <table border="1"> <thead> <tr> <th>S/O</th> <th>Core Medical Services</th> <th>Expenditures</th> <th>Carryover Expenditures</th> </tr> </thead> <tbody> <tr> <td>60661</td> <td>Outpatient/Ambulatory Health Svcs</td> <td>6,911,704.73</td> <td></td> </tr> <tr> <td>49212</td> <td>AIDS Pharmaceutical Assistance</td> <td>5,993.21</td> <td></td> </tr> <tr> <td>21610</td> <td>Oral Health Care</td> <td>1,645,878.57</td> <td></td> </tr> <tr> <td>22353</td> <td>Health Insurance Services</td> <td>289,193.00</td> <td></td> </tr> <tr> <td>11404</td> <td>Mental Health Therapy/Counseling</td> <td>82,435.31</td> <td></td> </tr> <tr> <td>21110</td> <td>Medical Case Management</td> <td>4,932,874.00</td> <td>13,887,606.01</td> </tr> <tr> <td>21612</td> <td>Substance Abuse - Outpatient</td> <td>19,527.19</td> <td></td> </tr> <tr> <td>TOTAL EXPENDITURES DIRECT SVCS & %:</td> <td></td> <td>\$ 16,781,699.67</td> <td>77.56%</td> </tr> </tbody> </table> | | | S/O | Core Medical Services | Expenditures | Carryover Expenditures | 60661 | Outpatient/Ambulatory Health Svcs | 6,911,704.73 | | 49212 | AIDS Pharmaceutical Assistance | 5,993.21 | | 21610 | Oral Health Care | 1,645,878.57 | | 22353 | Health Insurance Services | 289,193.00 | | 11404 | Mental Health Therapy/Counseling | 82,435.31 | | 21110 | Medical Case Management | 4,932,874.00 | 13,887,606.01 | 21612 | Substance Abuse - Outpatient | 19,527.19 | | TOTAL EXPENDITURES DIRECT SVCS & %: | | \$ 16,781,699.67 | 77.56% | | | | | | | | | | | | | | | | | | | | | | | | | | | | | | | | | | | | | | | | | | | | | | | | | | | | | | | | | | | | | | | | | | | | | | | | | | | | | | | | | | | | | | | | | | | | | | | | | | | | | | | | | | | | | | | | | | | | | | | | | | | | | | | | | | | | | | | | | | | | | | | | | | | | | | | | | | | | | | | | | | | | | | | | | | | | | |
| Core Medical Services | Allocations | | | | | | | | | | | | | | | | | | | | | | | | | | | | | | | | | | | | | | | | | | | | | | | | | | | | | | | | | | | | | | | | | | | | | | | | | | | | | | | | | | | | | | | | | | | | | | | | | | | | | | | | | | | | | | | | | | | | | | | | | | | | | | | | | | | | | | | | | | | | | | | | | | | | | | | | | | | | | | | | | | | | | | | | | | | | | | | | | | | | | | | | | | | | | | | | | | | | | | | | | | | | | | | | | | | | | | | | | | | | | | | | | | | | | | | | | | | | | | | | |
| Outpatient/Ambulatory Health Svcs | 8,661,870.00 | | | | | | | | | | | | | | | | | | | | | | | | | | | | | | | | | | | | | | | | | | | | | | | | | | | | | | | | | | | | | | | | | | | | | | | | | | | | | | | | | | | | | | | | | | | | | | | | | | | | | | | | | | | | | | | | | | | | | | | | | | | | | | | | | | | | | | | | | | | | | | | | | | | | | | | | | | | | | | | | | | | | | | | | | | | | | | | | | | | | | | | | | | | | | | | | | | | | | | | | | | | | | | | | | | | | | | | | | | | | | | | | | | | | | | | | | | | | | | | | |
| AIDS Pharmaceutical Assistance | 86,007.00 | | | | | | | | | | | | | | | | | | | | | | | | | | | | | | | | | | | | | | | | | | | | | | | | | | | | | | | | | | | | | | | | | | | | | | | | | | | | | | | | | | | | | | | | | | | | | | | | | | | | | | | | | | | | | | | | | | | | | | | | | | | | | | | | | | | | | | | | | | | | | | | | | | | | | | | | | | | | | | | | | | | | | | | | | | | | | | | | | | | | | | | | | | | | | | | | | | | | | | | | | | | | | | | | | | | | | | | | | | | | | | | | | | | | | | | | | | | | | | | | |
| Oral Health Care | 2,888,975.00 | | | | | | | | | | | | | | | | | | | | | | | | | | | | | | | | | | | | | | | | | | | | | | | | | | | | | | | | | | | | | | | | | | | | | | | | | | | | | | | | | | | | | | | | | | | | | | | | | | | | | | | | | | | | | | | | | | | | | | | | | | | | | | | | | | | | | | | | | | | | | | | | | | | | | | | | | | | | | | | | | | | | | | | | | | | | | | | | | | | | | | | | | | | | | | | | | | | | | | | | | | | | | | | | | | | | | | | | | | | | | | | | | | | | | | | | | | | | | | | | |
| Health Insurance Services | 459,450.00 | | | | | | | | | | | | | | | | | | | | | | | | | | | | | | | | | | | | | | | | | | | | | | | | | | | | | | | | | | | | | | | | | | | | | | | | | | | | | | | | | | | | | | | | | | | | | | | | | | | | | | | | | | | | | | | | | | | | | | | | | | | | | | | | | | | | | | | | | | | | | | | | | | | | | | | | | | | | | | | | | | | | | | | | | | | | | | | | | | | | | | | | | | | | | | | | | | | | | | | | | | | | | | | | | | | | | | | | | | | | | | | | | | | | | | | | | | | | | | | | |
| Mental Health Therapy/Counseling | 123,257.00 | | | | | | | | | | | | | | | | | | | | | | | | | | | | | | | | | | | | | | | | | | | | | | | | | | | | | | | | | | | | | | | | | | | | | | | | | | | | | | | | | | | | | | | | | | | | | | | | | | | | | | | | | | | | | | | | | | | | | | | | | | | | | | | | | | | | | | | | | | | | | | | | | | | | | | | | | | | | | | | | | | | | | | | | | | | | | | | | | | | | | | | | | | | | | | | | | | | | | | | | | | | | | | | | | | | | | | | | | | | | | | | | | | | | | | | | | | | | | | | | |
| Medical Case Management | 5,745,493.00 | 17,989,180.00 | | | | | | | | | | | | | | | | | | | | | | | | | | | | | | | | | | | | | | | | | | | | | | | | | | | | | | | | | | | | | | | | | | | | | | | | | | | | | | | | | | | | | | | | | | | | | | | | | | | | | | | | | | | | | | | | | | | | | | | | | | | | | | | | | | | | | | | | | | | | | | | | | | | | | | | | | | | | | | | | | | | | | | | | | | | | | | | | | | | | | | | | | | | | | | | | | | | | | | | | | | | | | | | | | | | | | | | | | | | | | | | | | | | | | | | | | | | | | | | |
| Substance Abuse - Outpatient | 44,128.00 | | | | | | | | | | | | | | | | | | | | | | | | | | | | | | | | | | | | | | | | | | | | | | | | | | | | | | | | | | | | | | | | | | | | | | | | | | | | | | | | | | | | | | | | | | | | | | | | | | | | | | | | | | | | | | | | | | | | | | | | | | | | | | | | | | | | | | | | | | | | | | | | | | | | | | | | | | | | | | | | | | | | | | | | | | | | | | | | | | | | | | | | | | | | | | | | | | | | | | | | | | | | | | | | | | | | | | | | | | | | | | | | | | | | | | | | | | | | | | | | |
| DIRECT SERVICES TOTAL: | \$ 21,636,617.00 | | | | | | | | | | | | | | | | | | | | | | | | | | | | | | | | | | | | | | | | | | | | | | | | | | | | | | | | | | | | | | | | | | | | | | | | | | | | | | | | | | | | | | | | | | | | | | | | | | | | | | | | | | | | | | | | | | | | | | | | | | | | | | | | | | | | | | | | | | | | | | | | | | | | | | | | | | | | | | | | | | | | | | | | | | | | | | | | | | | | | | | | | | | | | | | | | | | | | | | | | | | | | | | | | | | | | | | | | | | | | | | | | | | | | | | | | | | | | | | | |
| S/O | Core Medical Services | Expenditures | Carryover Expenditures | | | | | | | | | | | | | | | | | | | | | | | | | | | | | | | | | | | | | | | | | | | | | | | | | | | | | | | | | | | | | | | | | | | | | | | | | | | | | | | | | | | | | | | | | | | | | | | | | | | | | | | | | | | | | | | | | | | | | | | | | | | | | | | | | | | | | | | | | | | | | | | | | | | | | | | | | | | | | | | | | | | | | | | | | | | | | | | | | | | | | | | | | | | | | | | | | | | | | | | | | | | | | | | | | | | | | | | | | | | | | | | | | | | | | | | | | | | | | | |
| 60661 | Outpatient/Ambulatory Health Svcs | 6,911,704.73 | | | | | | | | | | | | | | | | | | | | | | | | | | | | | | | | | | | | | | | | | | | | | | | | | | | | | | | | | | | | | | | | | | | | | | | | | | | | | | | | | | | | | | | | | | | | | | | | | | | | | | | | | | | | | | | | | | | | | | | | | | | | | | | | | | | | | | | | | | | | | | | | | | | | | | | | | | | | | | | | | | | | | | | | | | | | | | | | | | | | | | | | | | | | | | | | | | | | | | | | | | | | | | | | | | | | | | | | | | | | | | | | | | | | | | | | | | | | | | | |
| 49212 | AIDS Pharmaceutical Assistance | 5,993.21 | | | | | | | | | | | | | | | | | | | | | | | | | | | | | | | | | | | | | | | | | | | | | | | | | | | | | | | | | | | | | | | | | | | | | | | | | | | | | | | | | | | | | | | | | | | | | | | | | | | | | | | | | | | | | | | | | | | | | | | | | | | | | | | | | | | | | | | | | | | | | | | | | | | | | | | | | | | | | | | | | | | | | | | | | | | | | | | | | | | | | | | | | | | | | | | | | | | | | | | | | | | | | | | | | | | | | | | | | | | | | | | | | | | | | | | | | | | | | | | |
| 21610 | Oral Health Care | 1,645,878.57 | | | | | | | | | | | | | | | | | | | | | | | | | | | | | | | | | | | | | | | | | | | | | | | | | | | | | | | | | | | | | | | | | | | | | | | | | | | | | | | | | | | | | | | | | | | | | | | | | | | | | | | | | | | | | | | | | | | | | | | | | | | | | | | | | | | | | | | | | | | | | | | | | | | | | | | | | | | | | | | | | | | | | | | | | | | | | | | | | | | | | | | | | | | | | | | | | | | | | | | | | | | | | | | | | | | | | | | | | | | | | | | | | | | | | | | | | | | | | | | |
| 22353 | Health Insurance Services | 289,193.00 | | | | | | | | | | | | | | | | | | | | | | | | | | | | | | | | | | | | | | | | | | | | | | | | | | | | | | | | | | | | | | | | | | | | | | | | | | | | | | | | | | | | | | | | | | | | | | | | | | | | | | | | | | | | | | | | | | | | | | | | | | | | | | | | | | | | | | | | | | | | | | | | | | | | | | | | | | | | | | | | | | | | | | | | | | | | | | | | | | | | | | | | | | | | | | | | | | | | | | | | | | | | | | | | | | | | | | | | | | | | | | | | | | | | | | | | | | | | | | | |
| 11404 | Mental Health Therapy/Counseling | 82,435.31 | | | | | | | | | | | | | | | | | | | | | | | | | | | | | | | | | | | | | | | | | | | | | | | | | | | | | | | | | | | | | | | | | | | | | | | | | | | | | | | | | | | | | | | | | | | | | | | | | | | | | | | | | | | | | | | | | | | | | | | | | | | | | | | | | | | | | | | | | | | | | | | | | | | | | | | | | | | | | | | | | | | | | | | | | | | | | | | | | | | | | | | | | | | | | | | | | | | | | | | | | | | | | | | | | | | | | | | | | | | | | | | | | | | | | | | | | | | | | | | |
| 21110 | Medical Case Management | 4,932,874.00 | 13,887,606.01 | | | | | | | | | | | | | | | | | | | | | | | | | | | | | | | | | | | | | | | | | | | | | | | | | | | | | | | | | | | | | | | | | | | | | | | | | | | | | | | | | | | | | | | | | | | | | | | | | | | | | | | | | | | | | | | | | | | | | | | | | | | | | | | | | | | | | | | | | | | | | | | | | | | | | | | | | | | | | | | | | | | | | | | | | | | | | | | | | | | | | | | | | | | | | | | | | | | | | | | | | | | | | | | | | | | | | | | | | | | | | | | | | | | | | | | | | | | | | | |
| 21612 | Substance Abuse - Outpatient | 19,527.19 | | | | | | | | | | | | | | | | | | | | | | | | | | | | | | | | | | | | | | | | | | | | | | | | | | | | | | | | | | | | | | | | | | | | | | | | | | | | | | | | | | | | | | | | | | | | | | | | | | | | | | | | | | | | | | | | | | | | | | | | | | | | | | | | | | | | | | | | | | | | | | | | | | | | | | | | | | | | | | | | | | | | | | | | | | | | | | | | | | | | | | | | | | | | | | | | | | | | | | | | | | | | | | | | | | | | | | | | | | | | | | | | | | | | | | | | | | | | | | | |
| TOTAL EXPENDITURES DIRECT SVCS & %: | | \$ 16,781,699.67 | 77.56% | | | | | | | | | | | | | | | | | | | | | | | | | | | | | | | | | | | | | | | | | | | | | | | | | | | | | | | | | | | | | | | | | | | | | | | | | | | | | | | | | | | | | | | | | | | | | | | | | | | | | | | | | | | | | | | | | | | | | | | | | | | | | | | | | | | | | | | | | | | | | | | | | | | | | | | | | | | | | | | | | | | | | | | | | | | | | | | | | | | | | | | | | | | | | | | | | | | | | | | | | | | | | | | | | | | | | | | | | | | | | | | | | | | | | | | | | | | | | | |
| <table border="1"> <thead> <tr> <th>Support Services</th> <th>Allocations</th> <th></th> </tr> </thead> <tbody> <tr> <td>Emergency Financial Assistance</td> <td>0.00</td> <td></td> </tr> <tr> <td>Food Bank</td> <td>1,303,799.00</td> <td></td> </tr> <tr> <td>Other Professional Services</td> <td>154,449.00</td> <td></td> </tr> <tr> <td>Medical Transportation</td> <td>150,649.00</td> <td></td> </tr> <tr> <td>Outreach Services</td> <td>284,696.00</td> <td></td> </tr> <tr> <td>Substance Abuse - Residential</td> <td>1,773,744.00</td> <td>3,647,337.00</td> </tr> <tr> <td>DIRECT SERVICES TOTAL:</td> <td>\$ 2,917,337.00</td> <td></td> </tr> </tbody> </table> | | | Support Services | Allocations | | Emergency Financial Assistance | 0.00 | | Food Bank | 1,303,799.00 | | Other Professional Services | 154,449.00 | | Medical Transportation | 150,649.00 | | Outreach Services | 284,696.00 | | Substance Abuse - Residential | 1,773,744.00 | 3,647,337.00 | DIRECT SERVICES TOTAL: | \$ 2,917,337.00 | | <table border="1"> <thead> <tr> <th>S/O</th> <th>Support Services</th> <th>Expenditures</th> <th>Carryover Expenditures</th> </tr> </thead> <tbody> <tr> <td>22430</td> <td>Emergency Financial Assistance</td> <td>0.00</td> <td></td> </tr> <tr> <td>49225</td> <td>Food Bank</td> <td>596,618.40</td> <td>707,084.00</td> </tr> <tr> <td>21210</td> <td>Other Professional Services</td> <td>146,335.50</td> <td>1,303,702.40</td> </tr> <tr> <td>60240</td> <td>Medical Transportation</td> <td>5,641.90</td> <td></td> </tr> <tr> <td>22470</td> <td>Outreach Services</td> <td>118,293.86</td> <td></td> </tr> <tr> <td>22413</td> <td>Substance Abuse - Residential</td> <td>1,320,120.00</td> <td>2,894,093.66</td> </tr> <tr> <td>TOTAL EXPENDITURES DIRECT SVCS & %:</td> <td></td> <td>\$ 16,781,699.67</td> <td>77.56%</td> </tr> </tbody> </table> | | | S/O | Support Services | Expenditures | Carryover Expenditures | 22430 | Emergency Financial Assistance | 0.00 | | 49225 | Food Bank | 596,618.40 | 707,084.00 | 21210 | Other Professional Services | 146,335.50 | 1,303,702.40 | 60240 | Medical Transportation | 5,641.90 | | 22470 | Outreach Services | 118,293.86 | | 22413 | Substance Abuse - Residential | 1,320,120.00 | 2,894,093.66 | TOTAL EXPENDITURES DIRECT SVCS & %: | | \$ 16,781,699.67 | 77.56% | | | | | | | | | | | | | | | | | | | | | | | | | | | | | | | | | | | | | | | | | | | | | | | | | | | | | | | | | | | | | | | | | | | | | | | | | | | | | | | | | | | | | | | | | | | | | | | | | | | | | | | | | | | | | | | | | | | | | | | | | | | | | | | | | | | | | | | | | | | | | | | | | | | | | | | | | | | | | | | | | | | | | | | | | | | | | | | | | | | | |
| Support Services | Allocations | | | | | | | | | | | | | | | | | | | | | | | | | | | | | | | | | | | | | | | | | | | | | | | | | | | | | | | | | | | | | | | | | | | | | | | | | | | | | | | | | | | | | | | | | | | | | | | | | | | | | | | | | | | | | | | | | | | | | | | | | | | | | | | | | | | | | | | | | | | | | | | | | | | | | | | | | | | | | | | | | | | | | | | | | | | | | | | | | | | | | | | | | | | | | | | | | | | | | | | | | | | | | | | | | | | | | | | | | | | | | | | | | | | | | | | | | | | | | | | | |
| Emergency Financial Assistance | 0.00 | | | | | | | | | | | | | | | | | | | | | | | | | | | | | | | | | | | | | | | | | | | | | | | | | | | | | | | | | | | | | | | | | | | | | | | | | | | | | | | | | | | | | | | | | | | | | | | | | | | | | | | | | | | | | | | | | | | | | | | | | | | | | | | | | | | | | | | | | | | | | | | | | | | | | | | | | | | | | | | | | | | | | | | | | | | | | | | | | | | | | | | | | | | | | | | | | | | | | | | | | | | | | | | | | | | | | | | | | | | | | | | | | | | | | | | | | | | | | | | | |
| Food Bank | 1,303,799.00 | | | | | | | | | | | | | | | | | | | | | | | | | | | | | | | | | | | | | | | | | | | | | | | | | | | | | | | | | | | | | | | | | | | | | | | | | | | | | | | | | | | | | | | | | | | | | | | | | | | | | | | | | | | | | | | | | | | | | | | | | | | | | | | | | | | | | | | | | | | | | | | | | | | | | | | | | | | | | | | | | | | | | | | | | | | | | | | | | | | | | | | | | | | | | | | | | | | | | | | | | | | | | | | | | | | | | | | | | | | | | | | | | | | | | | | | | | | | | | | | |
| Other Professional Services | 154,449.00 | | | | | | | | | | | | | | | | | | | | | | | | | | | | | | | | | | | | | | | | | | | | | | | | | | | | | | | | | | | | | | | | | | | | | | | | | | | | | | | | | | | | | | | | | | | | | | | | | | | | | | | | | | | | | | | | | | | | | | | | | | | | | | | | | | | | | | | | | | | | | | | | | | | | | | | | | | | | | | | | | | | | | | | | | | | | | | | | | | | | | | | | | | | | | | | | | | | | | | | | | | | | | | | | | | | | | | | | | | | | | | | | | | | | | | | | | | | | | | | | |
| Medical Transportation | 150,649.00 | | | | | | | | | | | | | | | | | | | | | | | | | | | | | | | | | | | | | | | | | | | | | | | | | | | | | | | | | | | | | | | | | | | | | | | | | | | | | | | | | | | | | | | | | | | | | | | | | | | | | | | | | | | | | | | | | | | | | | | | | | | | | | | | | | | | | | | | | | | | | | | | | | | | | | | | | | | | | | | | | | | | | | | | | | | | | | | | | | | | | | | | | | | | | | | | | | | | | | | | | | | | | | | | | | | | | | | | | | | | | | | | | | | | | | | | | | | | | | | | |
| Outreach Services | 284,696.00 | | | | | | | | | | | | | | | | | | | | | | | | | | | | | | | | | | | | | | | | | | | | | | | | | | | | | | | | | | | | | | | | | | | | | | | | | | | | | | | | | | | | | | | | | | | | | | | | | | | | | | | | | | | | | | | | | | | | | | | | | | | | | | | | | | | | | | | | | | | | | | | | | | | | | | | | | | | | | | | | | | | | | | | | | | | | | | | | | | | | | | | | | | | | | | | | | | | | | | | | | | | | | | | | | | | | | | | | | | | | | | | | | | | | | | | | | | | | | | | | |
| Substance Abuse - Residential | 1,773,744.00 | 3,647,337.00 | | | | | | | | | | | | | | | | | | | | | | | | | | | | | | | | | | | | | | | | | | | | | | | | | | | | | | | | | | | | | | | | | | | | | | | | | | | | | | | | | | | | | | | | | | | | | | | | | | | | | | | | | | | | | | | | | | | | | | | | | | | | | | | | | | | | | | | | | | | | | | | | | | | | | | | | | | | | | | | | | | | | | | | | | | | | | | | | | | | | | | | | | | | | | | | | | | | | | | | | | | | | | | | | | | | | | | | | | | | | | | | | | | | | | | | | | | | | | | | |
| DIRECT SERVICES TOTAL: | \$ 2,917,337.00 | | | | | | | | | | | | | | | | | | | | | | | | | | | | | | | | | | | | | | | | | | | | | | | | | | | | | | | | | | | | | | | | | | | | | | | | | | | | | | | | | | | | | | | | | | | | | | | | | | | | | | | | | | | | | | | | | | | | | | | | | | | | | | | | | | | | | | | | | | | | | | | | | | | | | | | | | | | | | | | | | | | | | | | | | | | | | | | | | | | | | | | | | | | | | | | | | | | | | | | | | | | | | | | | | | | | | | | | | | | | | | | | | | | | | | | | | | | | | | | | |
| S/O | Support Services | Expenditures | Carryover Expenditures | | | | | | | | | | | | | | | | | | | | | | | | | | | | | | | | | | | | | | | | | | | | | | | | | | | | | | | | | | | | | | | | | | | | | | | | | | | | | | | | | | | | | | | | | | | | | | | | | | | | | | | | | | | | | | | | | | | | | | | | | | | | | | | | | | | | | | | | | | | | | | | | | | | | | | | | | | | | | | | | | | | | | | | | | | | | | | | | | | | | | | | | | | | | | | | | | | | | | | | | | | | | | | | | | | | | | | | | | | | | | | | | | | | | | | | | | | | | | | |
| 22430 | Emergency Financial Assistance | 0.00 | | | | | | | | | | | | | | | | | | | | | | | | | | | | | | | | | | | | | | | | | | | | | | | | | | | | | | | | | | | | | | | | | | | | | | | | | | | | | | | | | | | | | | | | | | | | | | | | | | | | | | | | | | | | | | | | | | | | | | | | | | | | | | | | | | | | | | | | | | | | | | | | | | | | | | | | | | | | | | | | | | | | | | | | | | | | | | | | | | | | | | | | | | | | | | | | | | | | | | | | | | | | | | | | | | | | | | | | | | | | | | | | | | | | | | | | | | | | | | | |
| 49225 | Food Bank | 596,618.40 | 707,084.00 | | | | | | | | | | | | | | | | | | | | | | | | | | | | | | | | | | | | | | | | | | | | | | | | | | | | | | | | | | | | | | | | | | | | | | | | | | | | | | | | | | | | | | | | | | | | | | | | | | | | | | | | | | | | | | | | | | | | | | | | | | | | | | | | | | | | | | | | | | | | | | | | | | | | | | | | | | | | | | | | | | | | | | | | | | | | | | | | | | | | | | | | | | | | | | | | | | | | | | | | | | | | | | | | | | | | | | | | | | | | | | | | | | | | | | | | | | | | | | |
| 21210 | Other Professional Services | 146,335.50 | 1,303,702.40 | | | | | | | | | | | | | | | | | | | | | | | | | | | | | | | | | | | | | | | | | | | | | | | | | | | | | | | | | | | | | | | | | | | | | | | | | | | | | | | | | | | | | | | | | | | | | | | | | | | | | | | | | | | | | | | | | | | | | | | | | | | | | | | | | | | | | | | | | | | | | | | | | | | | | | | | | | | | | | | | | | | | | | | | | | | | | | | | | | | | | | | | | | | | | | | | | | | | | | | | | | | | | | | | | | | | | | | | | | | | | | | | | | | | | | | | | | | | | | |
| 60240 | Medical Transportation | 5,641.90 | | | | | | | | | | | | | | | | | | | | | | | | | | | | | | | | | | | | | | | | | | | | | | | | | | | | | | | | | | | | | | | | | | | | | | | | | | | | | | | | | | | | | | | | | | | | | | | | | | | | | | | | | | | | | | | | | | | | | | | | | | | | | | | | | | | | | | | | | | | | | | | | | | | | | | | | | | | | | | | | | | | | | | | | | | | | | | | | | | | | | | | | | | | | | | | | | | | | | | | | | | | | | | | | | | | | | | | | | | | | | | | | | | | | | | | | | | | | | | | |
| 22470 | Outreach Services | 118,293.86 | | | | | | | | | | | | | | | | | | | | | | | | | | | | | | | | | | | | | | | | | | | | | | | | | | | | | | | | | | | | | | | | | | | | | | | | | | | | | | | | | | | | | | | | | | | | | | | | | | | | | | | | | | | | | | | | | | | | | | | | | | | | | | | | | | | | | | | | | | | | | | | | | | | | | | | | | | | | | | | | | | | | | | | | | | | | | | | | | | | | | | | | | | | | | | | | | | | | | | | | | | | | | | | | | | | | | | | | | | | | | | | | | | | | | | | | | | | | | | | |
| 22413 | Substance Abuse - Residential | 1,320,120.00 | 2,894,093.66 | | | | | | | | | | | | | | | | | | | | | | | | | | | | | | | | | | | | | | | | | | | | | | | | | | | | | | | | | | | | | | | | | | | | | | | | | | | | | | | | | | | | | | | | | | | | | | | | | | | | | | | | | | | | | | | | | | | | | | | | | | | | | | | | | | | | | | | | | | | | | | | | | | | | | | | | | | | | | | | | | | | | | | | | | | | | | | | | | | | | | | | | | | | | | | | | | | | | | | | | | | | | | | | | | | | | | | | | | | | | | | | | | | | | | | | | | | | | | | |
| TOTAL EXPENDITURES DIRECT SVCS & %: | | \$ 16,781,699.67 | 77.56% | | | | | | | | | | | | | | | | | | | | | | | | | | | | | | | | | | | | | | | | | | | | | | | | | | | | | | | | | | | | | | | | | | | | | | | | | | | | | | | | | | | | | | | | | | | | | | | | | | | | | | | | | | | | | | | | | | | | | | | | | | | | | | | | | | | | | | | | | | | | | | | | | | | | | | | | | | | | | | | | | | | | | | | | | | | | | | | | | | | | | | | | | | | | | | | | | | | | | | | | | | | | | | | | | | | | | | | | | | | | | | | | | | | | | | | | | | | | | | |
| <table border="1"> <tbody> <tr> <td>Total Core Allocation</td> <td>17,989,180.00</td> <td></td> </tr> <tr> <td>Target at least 80% core service allocation</td> <td>17,309,213.60</td> <td></td> </tr> <tr> <td>Current Difference (Short) / Over</td> <td>\$ 679,966.40</td> <td></td> </tr> <tr> <td>Grantee Admin. (GC, ACMS, BSR Staff)</td> <td>\$ 2,392,169.00</td> <td></td> </tr> <tr> <td>Quality Management</td> <td>\$ 600,000.00</td> <td></td> </tr> <tr> <td>(+) Unobligated Funds / (-) Over Obligated:</td> <td>2,992,159.00</td> <td>24,628,676.00</td> </tr> <tr> <td>Unobligated Funds (Formula & Supp)</td> <td>\$ -</td> <td></td> </tr> <tr> <td>Unobligated Funds (Carry Over)</td> <td>\$ -</td> <td>Check: \$0.00</td> </tr> </tbody> </table> | | | Total Core Allocation | 17,989,180.00 | | Target at least 80% core service allocation | 17,309,213.60 | | Current Difference (Short) / Over | \$ 679,966.40 | | Grantee Admin. (GC, ACMS, BSR Staff) | \$ 2,392,169.00 | | Quality Management | \$ 600,000.00 | | (+) Unobligated Funds / (-) Over Obligated: | 2,992,159.00 | 24,628,676.00 | Unobligated Funds (Formula & Supp) | \$ - | | Unobligated Funds (Carry Over) | \$ - | Check: \$0.00 | <table border="1"> <tbody> <tr> <td>Formula Expenditure %</td> <td>95.46%</td> <td></td> </tr> <tr> <td>Grantee Administration</td> <td>2,268,840.31</td> <td></td> </tr> <tr> <td>Quality Management</td> <td>600,000.00</td> <td>2,868,840.31</td> </tr> <tr> <td>Grant Unexpended Balance</td> <td>4,978,136.02</td> <td></td> </tr> <tr> <td>Total Grant Expenditures & %:</td> <td>\$ 19,650,539.98</td> <td>79.79%</td> </tr> </tbody> </table> | | | Formula Expenditure % | 95.46% | | Grantee Administration | 2,268,840.31 | | Quality Management | 600,000.00 | 2,868,840.31 | Grant Unexpended Balance | 4,978,136.02 | | Total Grant Expenditures & %: | \$ 19,650,539.98 | 79.79% | | | | | | | | | | | | | | | | | | | | | | | | | | | | | | | | | | | | | | | | | | | | | | | | | | | | | | | | | | | | | | | | | | | | | | | | | | | | | | | | | | | | | | | | | | | | | | | | | | | | | | | | | | | | | | | | | | | | | | | | | | | | | | | | | | | | | | | | | | | | | | | | | | | | | | | | | | | | | | | | | | | | | | | | | | | | | | | | | | | | | | | | | | | | | | | | | | | | | |
| Total Core Allocation | 17,989,180.00 | | | | | | | | | | | | | | | | | | | | | | | | | | | | | | | | | | | | | | | | | | | | | | | | | | | | | | | | | | | | | | | | | | | | | | | | | | | | | | | | | | | | | | | | | | | | | | | | | | | | | | | | | | | | | | | | | | | | | | | | | | | | | | | | | | | | | | | | | | | | | | | | | | | | | | | | | | | | | | | | | | | | | | | | | | | | | | | | | | | | | | | | | | | | | | | | | | | | | | | | | | | | | | | | | | | | | | | | | | | | | | | | | | | | | | | | | | | | | | | | |
| Target at least 80% core service allocation | 17,309,213.60 | | | | | | | | | | | | | | | | | | | | | | | | | | | | | | | | | | | | | | | | | | | | | | | | | | | | | | | | | | | | | | | | | | | | | | | | | | | | | | | | | | | | | | | | | | | | | | | | | | | | | | | | | | | | | | | | | | | | | | | | | | | | | | | | | | | | | | | | | | | | | | | | | | | | | | | | | | | | | | | | | | | | | | | | | | | | | | | | | | | | | | | | | | | | | | | | | | | | | | | | | | | | | | | | | | | | | | | | | | | | | | | | | | | | | | | | | | | | | | | | |
| Current Difference (Short) / Over | \$ 679,966.40 | | | | | | | | | | | | | | | | | | | | | | | | | | | | | | | | | | | | | | | | | | | | | | | | | | | | | | | | | | | | | | | | | | | | | | | | | | | | | | | | | | | | | | | | | | | | | | | | | | | | | | | | | | | | | | | | | | | | | | | | | | | | | | | | | | | | | | | | | | | | | | | | | | | | | | | | | | | | | | | | | | | | | | | | | | | | | | | | | | | | | | | | | | | | | | | | | | | | | | | | | | | | | | | | | | | | | | | | | | | | | | | | | | | | | | | | | | | | | | | | |
| Grantee Admin. (GC, ACMS, BSR Staff) | \$ 2,392,169.00 | | | | | | | | | | | | | | | | | | | | | | | | | | | | | | | | | | | | | | | | | | | | | | | | | | | | | | | | | | | | | | | | | | | | | | | | | | | | | | | | | | | | | | | | | | | | | | | | | | | | | | | | | | | | | | | | | | | | | | | | | | | | | | | | | | | | | | | | | | | | | | | | | | | | | | | | | | | | | | | | | | | | | | | | | | | | | | | | | | | | | | | | | | | | | | | | | | | | | | | | | | | | | | | | | | | | | | | | | | | | | | | | | | | | | | | | | | | | | | | | |
| Quality Management | \$ 600,000.00 | | | | | | | | | | | | | | | | | | | | | | | | | | | | | | | | | | | | | | | | | | | | | | | | | | | | | | | | | | | | | | | | | | | | | | | | | | | | | | | | | | | | | | | | | | | | | | | | | | | | | | | | | | | | | | | | | | | | | | | | | | | | | | | | | | | | | | | | | | | | | | | | | | | | | | | | | | | | | | | | | | | | | | | | | | | | | | | | | | | | | | | | | | | | | | | | | | | | | | | | | | | | | | | | | | | | | | | | | | | | | | | | | | | | | | | | | | | | | | | | |
| (+) Unobligated Funds / (-) Over Obligated: | 2,992,159.00 | 24,628,676.00 | | | | | | | | | | | | | | | | | | | | | | | | | | | | | | | | | | | | | | | | | | | | | | | | | | | | | | | | | | | | | | | | | | | | | | | | | | | | | | | | | | | | | | | | | | | | | | | | | | | | | | | | | | | | | | | | | | | | | | | | | | | | | | | | | | | | | | | | | | | | | | | | | | | | | | | | | | | | | | | | | | | | | | | | | | | | | | | | | | | | | | | | | | | | | | | | | | | | | | | | | | | | | | | | | | | | | | | | | | | | | | | | | | | | | | | | | | | | | | | |
| Unobligated Funds (Formula & Supp) | \$ - | | | | | | | | | | | | | | | | | | | | | | | | | | | | | | | | | | | | | | | | | | | | | | | | | | | | | | | | | | | | | | | | | | | | | | | | | | | | | | | | | | | | | | | | | | | | | | | | | | | | | | | | | | | | | | | | | | | | | | | | | | | | | | | | | | | | | | | | | | | | | | | | | | | | | | | | | | | | | | | | | | | | | | | | | | | | | | | | | | | | | | | | | | | | | | | | | | | | | | | | | | | | | | | | | | | | | | | | | | | | | | | | | | | | | | | | | | | | | | | | |
| Unobligated Funds (Carry Over) | \$ - | Check: \$0.00 | | | | | | | | | | | | | | | | | | | | | | | | | | | | | | | | | | | | | | | | | | | | | | | | | | | | | | | | | | | | | | | | | | | | | | | | | | | | | | | | | | | | | | | | | | | | | | | | | | | | | | | | | | | | | | | | | | | | | | | | | | | | | | | | | | | | | | | | | | | | | | | | | | | | | | | | | | | | | | | | | | | | | | | | | | | | | | | | | | | | | | | | | | | | | | | | | | | | | | | | | | | | | | | | | | | | | | | | | | | | | | | | | | | | | | | | | | | | | | | |
| Formula Expenditure % | 95.46% | | | | | | | | | | | | | | | | | | | | | | | | | | | | | | | | | | | | | | | | | | | | | | | | | | | | | | | | | | | | | | | | | | | | | | | | | | | | | | | | | | | | | | | | | | | | | | | | | | | | | | | | | | | | | | | | | | | | | | | | | | | | | | | | | | | | | | | | | | | | | | | | | | | | | | | | | | | | | | | | | | | | | | | | | | | | | | | | | | | | | | | | | | | | | | | | | | | | | | | | | | | | | | | | | | | | | | | | | | | | | | | | | | | | | | | | | | | | | | | | |
| Grantee Administration | 2,268,840.31 | | | | | | | | | | | | | | | | | | | | | | | | | | | | | | | | | | | | | | | | | | | | | | | | | | | | | | | | | | | | | | | | | | | | | | | | | | | | | | | | | | | | | | | | | | | | | | | | | | | | | | | | | | | | | | | | | | | | | | | | | | | | | | | | | | | | | | | | | | | | | | | | | | | | | | | | | | | | | | | | | | | | | | | | | | | | | | | | | | | | | | | | | | | | | | | | | | | | | | | | | | | | | | | | | | | | | | | | | | | | | | | | | | | | | | | | | | | | | | | | |
| Quality Management | 600,000.00 | 2,868,840.31 | | | | | | | | | | | | | | | | | | | | | | | | | | | | | | | | | | | | | | | | | | | | | | | | | | | | | | | | | | | | | | | | | | | | | | | | | | | | | | | | | | | | | | | | | | | | | | | | | | | | | | | | | | | | | | | | | | | | | | | | | | | | | | | | | | | | | | | | | | | | | | | | | | | | | | | | | | | | | | | | | | | | | | | | | | | | | | | | | | | | | | | | | | | | | | | | | | | | | | | | | | | | | | | | | | | | | | | | | | | | | | | | | | | | | | | | | | | | | | | |
| Grant Unexpended Balance | 4,978,136.02 | | | | | | | | | | | | | | | | | | | | | | | | | | | | | | | | | | | | | | | | | | | | | | | | | | | | | | | | | | | | | | | | | | | | | | | | | | | | | | | | | | | | | | | | | | | | | | | | | | | | | | | | | | | | | | | | | | | | | | | | | | | | | | | | | | | | | | | | | | | | | | | | | | | | | | | | | | | | | | | | | | | | | | | | | | | | | | | | | | | | | | | | | | | | | | | | | | | | | | | | | | | | | | | | | | | | | | | | | | | | | | | | | | | | | | | | | | | | | | | | |
| Total Grant Expenditures & %: | \$ 19,650,539.98 | 79.79% | | | | | | | | | | | | | | | | | | | | | | | | | | | | | | | | | | | | | | | | | | | | | | | | | | | | | | | | | | | | | | | | | | | | | | | | | | | | | | | | | | | | | | | | | | | | | | | | | | | | | | | | | | | | | | | | | | | | | | | | | | | | | | | | | | | | | | | | | | | | | | | | | | | | | | | | | | | | | | | | | | | | | | | | | | | | | | | | | | | | | | | | | | | | | | | | | | | | | | | | | | | | | | | | | | | | | | | | | | | | | | | | | | | | | | | | | | | | | | | |
| <table border="1"> <tbody> <tr> <td>Core medical % against Total Direct Service Allocation (Not including C/O):</td> <td>83.14%</td> <td>Within Limit</td> </tr> <tr> <td>Cannot be under 75%</td> <td></td> <td></td> </tr> <tr> <td>Quality Management % of Total Award (Not including C/O):</td> <td>2.51%</td> <td>Within Limit</td> </tr> <tr> <td>Cannot be over 5%</td> <td></td> <td></td> </tr> <tr> <td>OMB-GC Administrative % of Total Award (Cannot include C/O):</td> <td>10.00%</td> <td>Within Limit</td> </tr> <tr> <td>Cannot be over 10%</td> <td></td> <td></td> </tr> </tbody> </table> | | | Core medical % against Total Direct Service Allocation (Not including C/O): | 83.14% | Within Limit | Cannot be under 75% | | | Quality Management % of Total Award (Not including C/O): | 2.51% | Within Limit | Cannot be over 5% | | | OMB-GC Administrative % of Total Award (Cannot include C/O): | 10.00% | Within Limit | Cannot be over 10% | | | <table border="1"> <tbody> <tr> <td>Core medical % against Total Direct Service Expenditures (Not including C/O):</td> <td>86.39%</td> <td>Within Limit</td> </tr> <tr> <td>Cannot be under 75%</td> <td></td> <td></td> </tr> <tr> <td>Quality Management % of Total Award (Not including C/O):</td> <td>2.51%</td> <td>Within Limit</td> </tr> <tr> <td>Cannot be over 5%</td> <td></td> <td></td> </tr> <tr> <td>OMB-GC Administrative % of Total Award (Cannot include C/O):</td> <td>9.48%</td> <td>Within Limit</td> </tr> <tr> <td>Cannot be over 10%</td> <td></td> <td></td> </tr> </tbody> </table> | | | Core medical % against Total Direct Service Expenditures (Not including C/O): | 86.39% | Within Limit | Cannot be under 75% | | | Quality Management % of Total Award (Not including C/O): | 2.51% | Within Limit | Cannot be over 5% | | | OMB-GC Administrative % of Total Award (Cannot include C/O): | 9.48% | Within Limit | Cannot be over 10% | | | | | | | | | | | | | | | | | | | | | | | | | | | | | | | | | | | | | | | | | | | | | | | | | | | | | | | | | | | | | | | | | | | | | | | | | | | | | | | | | | | | | | | | | | | | | | | | | | | | | | | | | | | | | | | | | | | | | | | | | | | | | | | | | | | | | | | | | | | | | | | | | | | | | | | | | | | | | | | | | | | | | | | | | | | | | | | | | | | | | | | | | | | | | | | | | | | | | | | | | | |
| Core medical % against Total Direct Service Allocation (Not including C/O): | 83.14% | Within Limit | | | | | | | | | | | | | | | | | | | | | | | | | | | | | | | | | | | | | | | | | | | | | | | | | | | | | | | | | | | | | | | | | | | | | | | | | | | | | | | | | | | | | | | | | | | | | | | | | | | | | | | | | | | | | | | | | | | | | | | | | | | | | | | | | | | | | | | | | | | | | | | | | | | | | | | | | | | | | | | | | | | | | | | | | | | | | | | | | | | | | | | | | | | | | | | | | | | | | | | | | | | | | | | | | | | | | | | | | | | | | | | | | | | | | | | | | | | | | | | |
| Cannot be under 75% | | | | | | | | | | | | | | | | | | | | | | | | | | | | | | | | | | | | | | | | | | | | | | | | | | | | | | | | | | | | | | | | | | | | | | | | | | | | | | | | | | | | | | | | | | | | | | | | | | | | | | | | | | | | | | | | | | | | | | | | | | | | | | | | | | | | | | | | | | | | | | | | | | | | | | | | | | | | | | | | | | | | | | | | | | | | | | | | | | | | | | | | | | | | | | | | | | | | | | | | | | | | | | | | | | | | | | | | | | | | | | | | | | | | | | | | | | | | | | | | | |
| Quality Management % of Total Award (Not including C/O): | 2.51% | Within Limit | | | | | | | | | | | | | | | | | | | | | | | | | | | | | | | | | | | | | | | | | | | | | | | | | | | | | | | | | | | | | | | | | | | | | | | | | | | | | | | | | | | | | | | | | | | | | | | | | | | | | | | | | | | | | | | | | | | | | | | | | | | | | | | | | | | | | | | | | | | | | | | | | | | | | | | | | | | | | | | | | | | | | | | | | | | | | | | | | | | | | | | | | | | | | | | | | | | | | | | | | | | | | | | | | | | | | | | | | | | | | | | | | | | | | | | | | | | | | | | |
| Cannot be over 5% | | | | | | | | | | | | | | | | | | | | | | | | | | | | | | | | | | | | | | | | | | | | | | | | | | | | | | | | | | | | | | | | | | | | | | | | | | | | | | | | | | | | | | | | | | | | | | | | | | | | | | | | | | | | | | | | | | | | | | | | | | | | | | | | | | | | | | | | | | | | | | | | | | | | | | | | | | | | | | | | | | | | | | | | | | | | | | | | | | | | | | | | | | | | | | | | | | | | | | | | | | | | | | | | | | | | | | | | | | | | | | | | | | | | | | | | | | | | | | | | | |
| OMB-GC Administrative % of Total Award (Cannot include C/O): | 10.00% | Within Limit | | | | | | | | | | | | | | | | | | | | | | | | | | | | | | | | | | | | | | | | | | | | | | | | | | | | | | | | | | | | | | | | | | | | | | | | | | | | | | | | | | | | | | | | | | | | | | | | | | | | | | | | | | | | | | | | | | | | | | | | | | | | | | | | | | | | | | | | | | | | | | | | | | | | | | | | | | | | | | | | | | | | | | | | | | | | | | | | | | | | | | | | | | | | | | | | | | | | | | | | | | | | | | | | | | | | | | | | | | | | | | | | | | | | | | | | | | | | | | | |
| Cannot be over 10% | | | | | | | | | | | | | | | | | | | | | | | | | | | | | | | | | | | | | | | | | | | | | | | | | | | | | | | | | | | | | | | | | | | | | | | | | | | | | | | | | | | | | | | | | | | | | | | | | | | | | | | | | | | | | | | | | | | | | | | | | | | | | | | | | | | | | | | | | | | | | | | | | | | | | | | | | | | | | | | | | | | | | | | | | | | | | | | | | | | | | | | | | | | | | | | | | | | | | | | | | | | | | | | | | | | | | | | | | | | | | | | | | | | | | | | | | | | | | | | | | |
| Core medical % against Total Direct Service Expenditures (Not including C/O): | 86.39% | Within Limit | | | | | | | | | | | | | | | | | | | | | | | | | | | | | | | | | | | | | | | | | | | | | | | | | | | | | | | | | | | | | | | | | | | | | | | | | | | | | | | | | | | | | | | | | | | | | | | | | | | | | | | | | | | | | | | | | | | | | | | | | | | | | | | | | | | | | | | | | | | | | | | | | | | | | | | | | | | | | | | | | | | | | | | | | | | | | | | | | | | | | | | | | | | | | | | | | | | | | | | | | | | | | | | | | | | | | | | | | | | | | | | | | | | | | | | | | | | | | | | |
| Cannot be under 75% | | | | | | | | | | | | | | | | | | | | | | | | | | | | | | | | | | | | | | | | | | | | | | | | | | | | | | | | | | | | | | | | | | | | | | | | | | | | | | | | | | | | | | | | | | | | | | | | | | | | | | | | | | | | | | | | | | | | | | | | | | | | | | | | | | | | | | | | | | | | | | | | | | | | | | | | | | | | | | | | | | | | | | | | | | | | | | | | | | | | | | | | | | | | | | | | | | | | | | | | | | | | | | | | | | | | | | | | | | | | | | | | | | | | | | | | | | | | | | | | | |
| Quality Management % of Total Award (Not including C/O): | 2.51% | Within Limit | | | | | | | | | | | | | | | | | | | | | | | | | | | | | | | | | | | | | | | | | | | | | | | | | | | | | | | | | | | | | | | | | | | | | | | | | | | | | | | | | | | | | | | | | | | | | | | | | | | | | | | | | | | | | | | | | | | | | | | | | | | | | | | | | | | | | | | | | | | | | | | | | | | | | | | | | | | | | | | | | | | | | | | | | | | | | | | | | | | | | | | | | | | | | | | | | | | | | | | | | | | | | | | | | | | | | | | | | | | | | | | | | | | | | | | | | | | | | | | |
| Cannot be over 5% | | | | | | | | | | | | | | | | | | | | | | | | | | | | | | | | | | | | | | | | | | | | | | | | | | | | | | | | | | | | | | | | | | | | | | | | | | | | | | | | | | | | | | | | | | | | | | | | | | | | | | | | | | | | | | | | | | | | | | | | | | | | | | | | | | | | | | | | | | | | | | | | | | | | | | | | | | | | | | | | | | | | | | | | | | | | | | | | | | | | | | | | | | | | | | | | | | | | | | | | | | | | | | | | | | | | | | | | | | | | | | | | | | | | | | | | | | | | | | | | | |
| OMB-GC Administrative % of Total Award (Cannot include C/O): | 9.48% | Within Limit | | | | | | | | | | | | | | | | | | | | | | | | | | | | | | | | | | | | | | | | | | | | | | | | | | | | | | | | | | | | | | | | | | | | | | | | | | | | | | | | | | | | | | | | | | | | | | | | | | | | | | | | | | | | | | | | | | | | | | | | | | | | | | | | | | | | | | | | | | | | | | | | | | | | | | | | | | | | | | | | | | | | | | | | | | | | | | | | | | | | | | | | | | | | | | | | | | | | | | | | | | | | | | | | | | | | | | | | | | | | | | | | | | | | | | | | | | | | | | | |
| Cannot be over 10% | | | | | | | | | | | | | | | | | | | | | | | | | | | | | | | | | | | | | | | | | | | | | | | | | | | | | | | | | | | | | | | | | | | | | | | | | | | | | | | | | | | | | | | | | | | | | | | | | | | | | | | | | | | | | | | | | | | | | | | | | | | | | | | | | | | | | | | | | | | | | | | | | | | | | | | | | | | | | | | | | | | | | | | | | | | | | | | | | | | | | | | | | | | | | | | | | | | | | | | | | | | | | | | | | | | | | | | | | | | | | | | | | | | | | | | | | | | | | | | | | |
| <p>Printed on: 8/3/2021</p> | | | | | | | | | | | | | | | | | | | | | | | | | | | | | | | | | | | | | | | | | | | | | | | | | | | | | | | | | | | | | | | | | | | | | | | | | | | | | | | | | | | | | | | | | | | | | | | | | | | | | | | | | | | | | | | | | | | | | | | | | | | | | | | | | | | | | | | | | | | | | | | | | | | | | | | | | | | | | | | | | | | | | | | | | | | | | | | | | | | | | | | | | | | | | | | | | | | | | | | | | | | | | | | | | | | | | | | | | | | | | | | | | | | | | | | | | | | | | | | | | |




Section 1: The Details

1. Title
2. Grant number and resolution numbers related to the grant
3. Grant Award Amounts (\$)
4. Important information is highlighted in yellow and/or circled in red.

1 **RYAN WHITE PART A GRANT AWARD (BU0330)**
EARMARK ALLOCATION AND EXPENDITURE RECONCILIATION SCHEDULE YR30
FORMULA AND SUPPLEMENTAL FUNDING
 2 **Per Resolution #s: R-1125-19, R-246-20, R-247-20, AND R-817-19**

3

| GRANT #: BU0330 | AWARD AMOUNTS | GRANT DETAILS | |
|---------------------------------------|-------------------------|---------------|---------------|
| Grant Award Amount Formula | 15,610,424.00 | 01FORM | |
| Grant Award Amount FY'18 Formula | 1,632.00 | 01FOR2 | |
| Grant Award Amount Supplemental | 7,612,515.00 | 01SUPP | |
| Grant Award Amount FY'18 Supplemental | 697,021.00 | 01SUP2 | 23,921,592.00 |
| Carryover Award FY'19 Formula | 707,084.00 | 01CYOV | W/out CO |
| 4 Total Award | \$ 24,628,676.00 | | |



**RYAN WHITE PART A GRANT AWARD (BU0330)
EARMARK ALLOCATION AND EXPENDITURE RECONCILIATION SCHEDULE YR30
FORMULA AND SUPPLEMENTAL FUNDING**
Per Resolution #: R-1125-19, R-246-20, R-247-20, AND R-817-19

PART A

2

| GRANT #: BU0330 | AWARD AMOUNTS | GRANT DETAILS |
|--------------------------------------|-------------------------|---------------------------|
| Grant Award Amount Formula | 15,610,424.00 | 01FORM |
| Grant Award Amount FY18 Formula | 1,632.00 | 01FOR2 |
| Grant Award Amount Supplemental | 7,812,515.00 | 01SUPP |
| Grant Award Amount FY18 Supplemental | 697,021.00 | 01SUP2 |
| Carryover Award FY19 Formula | 707,084.00 | 01CYOV |
| | | 23,921,592.00 W/out CO |
| Total Award | \$ 24,628,676.00 | |

CONTRACT ALLOCATIONS/ FORMULA & SUPPLEMENTAL AWARDS

DIRECT SERVICES:

| Core Medical Services | Allocations | |
|-----------------------------------|-------------------------|---------------|
| Outpatient/Ambulatory Health Svcs | 8,661,870.00 | |
| AIDS Pharmaceutical Assistance | 86,007.00 | |
| Oral Health Care | 2,888,975.00 | |
| Health Insurance Services | 459,450.00 | |
| Mental Health Therapy/Counseling | 123,257.00 | |
| Medical Case Management | 5,745,493.00 | |
| Substance Abuse - Outpatient | 44,128.00 | 17,989,180.00 |
| Support Services | Allocations | |
| Emergency Financial Assistance | 0.00 | |
| Food Bank | 1,303,799.00 | |
| Other Professional Services | 154,449.00 | |
| Medical Transportation | 150,949.00 | |
| Outreach Services | 264,696.00 | |
| Substance Abuse - Residential | 1,773,744.00 | 3,647,337.00 |
| DIRECT SERVICES TOTAL: | \$ 21,636,617.00 | |

| | | |
|---|-----------------|---------------|
| Total Core Allocation | 17,989,180.00 | |
| Target at least 80% core service allocation | 17,309,213.60 | |
| Current Difference (Short) / Over | \$ 679,966.40 | |
| Grantee Admin. (GC, ACMS, BSR Staff) | \$ 2,392,159.00 | |
| Quality Management | \$ 600,000.00 | |
| (+) Unobligated Funds / (-) Over Obligated: | | 2,992,159.00 |
| Unobligated Funds (Formula & Supp) | \$ - | 24,628,676.00 |
| Unobligated Funds (Carry Over) | \$ - | Check: \$0.00 |

| | | |
|---|--------|--------------|
| Core medical % against Total Direct Service Allocation (Not including C/O): | 83.14% | Within Limit |
| Cannot be under 75% | | |

| | | |
|--|-------|--------------|
| Quality Management % of Total Award (Not including C/O): | 2.51% | Within Limit |
| Cannot be over 5% | | |

| | | |
|--|--------|--------------|
| OMB-GC Administrative % of Total Award (Cannot include C/O): | 10.90% | Within Limit |
| Cannot be over 10% | | |

CURRENT CONTRACT EXPENDITURES

DIRECT SERVICES:

| S/O | Core Medical Services | Expenditures | Carryover Expenditures |
|--|-----------------------------------|-------------------------|-------------------------------|
| 60661 | Outpatient/Ambulatory Health Svcs | 6,911,704.73 | |
| 49212 | AIDS Pharmaceutical Assistance | 5,993.21 | |
| 21610 | Oral Health Care | 1,645,878.57 | |
| 22353 | Health Insurance Services | 289,193.00 | |
| 11404 | Mental Health Therapy/Counseling | 82,435.31 | |
| 21110 | Medical Case Management | 4,932,874.00 | |
| 21612 | Substance Abuse - Outpatient | 19,527.19 | 13,867,606.01 |
| S/O | Support Services | Expenditures | Carryover Expenditures |
| 22430 | Emergency Financial Assistance | 0.00 | |
| 49225 | Food Bank | 596,618.40 | 707,084.00 |
| 21210 | Other Professional Services | 146,335.50 | 1,303,702.40 |
| 60240 | Medical Transportation | 5,941.90 | |
| 22470 | Outreach Services | 118,293.86 | |
| 22413 | Substance Abuse - Residential | 1,320,120.00 | 2,894,093.66 |
| TOTAL EXPENDITURES DIRECT SVCS & %: | | \$ 16,781,699.67 | 77.56% |

| | |
|--|-------------------------|
| Formula Expenditure % | 95.46% |
| Grantee Administration | 2,268,840.31 |
| Quality Management | 600,000.00 |
| | 2,868,840.31 |
| Grant Unexpended Balance | 4,978,136.02 |
| Total Grant Expenditures & %: | \$ 19,650,539.98 |
| | 79.79% |

| | | |
|---|--------|--------------|
| Core medical % against Total Direct Service Expenditures (Not including C/O): | 86.39% | Within Limit |
| Cannot be under 75% | | |

| | | |
|--|-------|--------------|
| Quality Management % of Total Award (Not including C/O): | 2.51% | Within Limit |
| Cannot be over 5% | | |

| | | |
|--|-------|--------------|
| OMB-GC Administrative % of Total Award (Cannot include C/O): | 9.48% | Within Limit |
| Cannot be over 10% | | |

Printed on: 8/3/2021



Section 2: Program Notes

1. Which report is this? Part A or MAI?
2. Reimbursement date range
3. Updates on due and pending reimbursements
4. Contract updates and other notes

1

Part A

2

This report includes YTD paid reimbursements for FY 2020 Part A service months up to November 2020, as of 1/4/2021. This report reflects reimbursement requests that were due by 12/20/2020 and have been paid thus far. Pending Part A

3


reimbursement requests that have been received and are in process total \$4,686,987.32.

+

4

NOTE: 18 of 19 contracts (direct services, CQM, Staff Support and data system) are executed; the final one has been with the agency for signatures since end of October 2020.

Note, our reference copy (August 3, 2021), does not include Program Notes. In general, Program Notes are located in this box in Red.



RYAN WHITE PART A GRANT AWARD (BU0330)
EARMARK ALLOCATION AND EXPENDITURE RECONCILIATION SCHEDULE YR30
FORMULA AND SUPPLEMENTAL FUNDING
 Per Resolution #: R-1125-19, R-246-20, R-247-20, AND R-817-19

PART A

| GRANT #: BU0330 | AWARD AMOUNTS | GRANT DETAILS |
|--------------------------------------|----------------------|---------------|
| Grant Award Amount Formula | 15,610,424.00 | 01FORM |
| Grant Award Amount FY18 Formula | 1,632.00 | 01FOR2 |
| Grant Award Amount Supplemental | 7,612,515.00 | 01SUPP |
| Grant Award Amount FY18 Supplemental | 697,021.00 | 01SUP2 |
| Carryover Award FY19 Formula | 707,084.00 | 01CYOV |
| | | W/out CO |
| Total Award | 24,656,476.00 | |

| CONTRACT ALLOCATIONS/ FORMULA & SUPPLEMENTAL AWARDS | | | |
|---|----------------------|-------------------------|---------------|
| DIRECT SERVICES: | | | |
| Core Medical Services | Allocations | | |
| Outpatient/Ambulatory Health Svcs | 8,661,870.00 | | |
| AIDS Pharmaceutical Assistance | 66,007.00 | | |
| Oral Health Care | 2,888,975.00 | | |
| Health Insurance Services | 459,450.00 | | |
| Mental Health Therapy/Counseling | 123,257.00 | | |
| Medical Case Management | 5,745,493.00 | | |
| Substance Abuse - Outpatient | 44,128.00 | 17,989,180.00 | |
| Support Services | Allocations | | |
| Emergency Financial Assistance | 0.00 | | |
| Food Bank | 1,303,799.00 | | |
| Other Professional Services | 154,449.00 | | |
| Medical Transportation | 150,949.00 | | |
| Outreach Services | 264,696.00 | | |
| Substance Abuse - Residential | 1,773,744.00 | 3,647,337.00 | |
| DIRECT SERVICES TOTAL: | | \$ 21,636,517.00 | |
| Total Core Allocation | 17,989,180.00 | | |
| Target at least 80% core service allocation | 17,309,213.60 | | |
| Current Difference (Short) / Over | \$ 679,966.40 | | |
| Grantee Admin. (GC, ACMS, BSR Staff) | \$ 2,392,169.00 | | |
| Quality Management | \$ 600,000.00 | | |
| (+) Unobligated Funds / (-) Over Obligated: | | 2,992,159.00 | 24,628,676.00 |
| Unobligated Funds (Formula & Supp) | \$ - | | |
| Unobligated Funds (Carry Over) | \$ - | | |

| CURRENT CONTRACT EXPENDITURES | | | |
|--|-----------------------------------|-------------------------|-------------------------------|
| DIRECT SERVICES: | | | |
| S/O | Core Medical Services | Expenditures | Carryover Expenditures |
| 60661 | Outpatient/Ambulatory Health Svcs | 6,911,704.73 | |
| 49212 | AIDS Pharmaceutical Assistance | 5,993.21 | |
| 21610 | Oral Health Care | 1,645,876.57 | |
| 22353 | Health Insurance Services | 289,193.00 | |
| 11404 | Mental Health Therapy/Counseling | 82,435.31 | |
| 21110 | Medical Case Management | 4,932,674.00 | |
| 21612 | Substance Abuse - Outpatient | 19,527.19 | |
| | | | 13,887,606.01 |
| S/O | Support Services | Expenditures | Carryover Expenditures |
| 22430 | Emergency Financial Assistance | 0.00 | |
| 49225 | Food Bank | 596,618.40 | 1,303,702.40 |
| 21210 | Other Professional Services | 146,335.50 | |
| 60240 | Medical Transportation | 5,841.90 | |
| 22470 | Outreach Services | 118,293.86 | |
| 22413 | Substance Abuse - Residential | 1,320,120.00 | |
| | | | 2,894,093.66 |
| TOTAL EXPENDITURES DIRECT SVCS & %: | | \$ 16,781,699.67 | 77.56% |
| Formula Expenditure % | | 95.46% | |
| Grantee Administration | | 2,268,840.31 | |
| Quality Management | | 600,000.00 | 2,868,840.31 |
| Grant Unexpended Balance | | 4,978,136.02 | |
| Total Grant Expenditures & % | | \$ 19,650,539.98 | 79.79% |

| | | |
|---|---------------|---------------------|
| Core medical % against Total Direct Service Allocation (Not including C/O): Cannot be under 75% | 83.14% | Within Limit |
| Quality Management % of Total Award (Not including C/O): Cannot be over 5% | 2.51% | Within Limit |
| OMB-GC Administrative % of Total Award (Cannot include C/O): Cannot be over 10% | 10.00% | Within Limit |

| | | |
|---|---------------|---------------------|
| Core medical % against Total Direct Service Expenditures (Not including C/O): Cannot be under 75% | 86.39% | Within Limit |
| Quality Management % of Total Award (Not including C/O): Cannot be over 5% | 2.51% | Within Limit |
| OMB-GC Administrative % of Total Award (Cannot include C/O): Cannot be over 10% | 9.48% | Within Limit |

Printed on: 8/3/2021



Section 3: Allocations

1. Allocations for Core Medical Services
2. Allocations for Support Services
3. Direct Services Total
4. Grantee and Quality Management funds
5. Unobligated funds

| CONTRACT ALLOCATIONS/ FORMULA & SUPPLEMENTAL AWARDS | | | |
|--|--|------------------------|-----------------------------------|
| DIRECT SERVICES: | | | |
| 1 | Core Medical Services | | Allocations |
| | Outpatient/Ambulatory Health Svcs | 8,661,870.00 | |
| | AIDS Pharmaceutical Assistance | 68,007.00 | |
| | Oral Health Care | 2,888,975.00 | |
| | Health Insurance Services | 459,450.00 | |
| | Mental Health Therapy/Counseling | 123,257.00 | |
| | Medical Case Management | 5,745,493.00 | |
| | Substance Abuse - Outpatient | 44,128.00 | 17,989,180.00 |
| 2 | Support Services | | Allocations |
| | Emergency Financial Assistance | 0.00 | |
| | Food Bank | 1,303,799.00 | |
| | Other Professional Services | 154,449.00 | |
| | Medical Transportation | 150,649.00 | |
| | Outreach Services | 264,696.00 | |
| | Substance Abuse - Residential | 1,773,744.00 | 3,647,337.00 |
| 3 | DIRECT SERVICES TOTAL: | | \$ 21,636,517.00 |
| | Total Core Allocation | | 17,989,180.00 |
| | Target at least 80% core service allocation | | 17,309,213.60 |
| | Current Difference (Short) / Over | \$ 679,966.40 | |
| 4 | Grantee Admin. (GC, ACMS, BSR Staff) | \$ 2,392,159.00 | |
| | Quality Management | \$ 600,000.00 | |
| 5 | (*) Unobligated Funds / (-) Over Obligated: | | 2,992,159.00 24,628,676.00 |
| | Unobligated Funds (Formula & Supp) | \$ - | |
| | Unobligated Funds (Carry Over) | \$ - | Check: \$0.00 |



RYAN WHITE PART A GRANT AWARD (BU0330)
EARMARK ALLOCATION AND EXPENDITURE RECONCILIATION SCHEDULE YR30
FORMULA AND SUPPLEMENTAL FUNDING
 Per Resolution #: R-1125-19, R-246-20, R-247-20, AND R-817-19

PART A

| GRANT #: | AWARD AMOUNTS | GRANT DETAILS |
|--------------------------------------|-------------------------|---------------------------|
| Grant Award Amount Formula | 15,610,424.00 | 01FORM |
| Grant Award Amount FY18 Formula | 1,632.00 | 01FOR2 |
| Grant Award Amount Supplemental | 7,612,515.00 | 01SUPP |
| Grant Award Amount FY18 Supplemental | 697,021.00 | 01SUP2 |
| Carryover Award FY19 Formula | 707,084.00 | 01CYOV |
| | | 23,921,592.00 W/out CO |
| Total Award | \$ 24,626,676.00 | |

CONTRACT ALLOCATIONS/ FORMULA & SUPPLEMENTAL AWARDS

DIRECT SERVICES:

| Core Medical Services | Allocations | |
|--|------------------------|----------------|
| Outpatient/Ambulatory Health Svcs | 8,661,870.00 | |
| AIDS Pharmaceutical Assistance | 66,007.00 | |
| Oral Health Care | 2,888,975.00 | |
| Health Insurance Services | 459,450.00 | |
| Mental Health Therapy/Counseling | 123,257.00 | |
| Medical Case Management | 5,745,493.00 | |
| Substance Abuse - Outpatient | 44,128.00 | 17,989,180.00 |
| Total Core Allocation | 17,989,180.00 | |
| Target at least 80% core service allocation | 17,309,213.60 | |
| Current Difference (Short) / Over | \$ 679,966.40 | |
| Grantee Admin. (GC, ACMS, BSR Staff) | \$ 2,392,169.00 | |
| Quality Management | \$ 600,000.00 | |
| (+) Unobligated Funds / (-) Over Obligated: | 2,992,159.00 | 24,626,676.00 |
| Unobligated Funds (Formula & Supp) | \$ - | |
| Unobligated Funds (Carry Over) | \$ - | Check: \$ 0.00 |

| | | |
|--|--------|--------------|
| Core medical % against Total Direct Service Allocation (Not including C/O): Cannot be under 75% | 83.14% | Within Limit |
| Quality Management % of Total Award (Not including C/O): Cannot be over 5% | 2.51% | Within Limit |
| OMB-GC Administrative % of Total Award (Cannot include C/O): Cannot be over 10% | 10.00% | Within Limit |

CURRENT CONTRACT EXPENDITURES

DIRECT SERVICES:

| S/O | Core Medical Services | Expenditures | Carryover Expenditures |
|--|-----------------------------------|-------------------------|------------------------|
| 60661 | Outpatient/Ambulatory Health Svcs | 6,911,704.73 | |
| 49212 | AIDS Pharmaceutical Assistance | 5,993.21 | |
| 21610 | Oral Health Care | 1,645,876.57 | |
| 22353 | Health Insurance Services | 289,193.00 | |
| 11404 | Mental Health Therapy/Counseling | 82,435.31 | |
| 21110 | Medical Case Management | 4,932,874.00 | |
| 21612 | Substance Abuse - Outpatient | 19,527.19 | 13,887,606.01 |
| Total | | 16,781,699.67 | |
| TOTAL EXPENDITURES DIRECT SVCS & %: | | \$ 16,781,699.67 | 77.56% |

| S/O | Support Services | Expenditures | Carryover Expenditures |
|---|--------------------------------|------------------------|------------------------|
| 22430 | Emergency Financial Assistance | 0.00 | |
| 49225 | Food Bank | 509,768.40 | 1,303,702.40 |
| 21210 | Other Professional Services | 148,640.00 | |
| 60240 | Medical Transportation | 5,641.90 | |
| 22470 | Outreach Services | 118,293.00 | |
| 22413 | Substance Abuse - Residential | 1,320,120.00 | 2,894,093.66 |
| Total | | 2,502,363.30 | |
| TOTAL EXPENDITURES SUPPORT SVCS & %: | | \$ 2,502,363.30 | 15.03% |
| Grant Unexpended Balance | | 4,978,136.02 | |

| | | |
|--|--------|--------------|
| Core medical % against Total Direct Service Expenditures (Not including C/O): Cannot be under 75% | 86.39% | Within Limit |
| Quality Management % of Total Award (Not including C/O): Cannot be over 5% | 2.51% | Within Limit |
| OMB-GC Administrative % of Total Award (Cannot include C/O): Cannot be over 10% | 9.48% | Within Limit |

Printed on: 8/3/2021



Section 4: Expenditures

1. Expenditures for Core Medical Services
2. Expenditures for Support Services
3. Total Direct Services expenditures
4. Percent of Formula Funds expended
5. Grantee and Quality Management expenditures
6. Total not yet spent
7. Total spent in dollars \$ and in percentages %

| CURRENT CONTRACT EXPENDITURES | | | | |
|-------------------------------|---|-----------------------------------|-------------------------|------------------------|
| DIRECT SERVICES: | | | | |
| | S/O | Core Medical Services | Expenditures | Carryover Expenditures |
| 1 | 60661 | Outpatient/Ambulatory Health Svcs | 6,911,704.73 | |
| | 49212 | AIDS Pharmaceutical Assistance | 5,993.21 | |
| | 21610 | Oral Health Care | 1,645,878.57 | |
| | 22353 | Health Insurance Services | 289,193.00 | |
| | 11404 | Mental Health Therapy/Counseling | 82,435.31 | |
| | 21110 | Medical Case Management | 4,932,874.00 | |
| | 21612 | Substance Abuse - Outpatient | 19,527.19 | 13,887,606.01 |
| 2 | | | | |
| | S/O | Support Services | Expenditures | Carryover Expenditures |
| | 22430 | Emergency Financial Assistance | 0.00 | |
| | 49225 | Food Bank | 596,618.40 | 707,084.00 |
| | 21210 | Other Professional Services | 146,335.50 | 1,303,702.40 |
| | 60240 | Medical Transportation | 5,641.90 | |
| | 22470 | Outreach Services | 118,293.86 | |
| | 22413 | Substance Abuse - Residential | 1,320,120.00 | 2,894,093.66 |
| 3 | TOTAL EXPENDITURES DIRECT SVCS & % : | | \$ 16,781,699.67 | 77.56% |
| 4 | Formula Expenditure % | | 95.46% | |
| 5 | Grantee Administration | | 2,268,840.31 | |
| | Quality Management | | 600,000.00 | 2,868,840.31 |
| 6 | Grant Unexpended Balance | | 4,978,136.02 | |
| 7 | Total Grant Expenditures & % | | \$ 19,650,539.98 | 79.79% |

The Importance of Expenditure Reports

- Review of expenditure reports is your way of knowing The County is spending funds in accordance with the allocations approved by Partnership members.
- Let's do some math!

| | A | B | C | D | E |
|---------------|-------------|-----------------------------|--|----------------------------------|------------------|
| Services | Allocations | Allocations by month (A÷12) | Expected expenditures - 5 months (Bx5) | Reported Expenditures - 5 months | Difference (D-C) |
| OAHS | \$8,661,670 | \$721,806 | \$3,609,029 | \$6,911,704 | \$3,302,675 |
| AIDS Rx | \$66,007 | \$5,501 | \$27,503 | \$5,993 | (\$21,510) |
| OHC | \$2,888,975 | \$240,748 | \$1,203,740 | \$1,645,878 | \$442,138 |
| HIS | \$459,450 | \$38,288 | \$191,438 | \$289,193 | \$97,756 |
| Mental Health | \$123,257 | \$10,271 | \$51,357 | \$82,435 | \$31,078 |
| MCM | \$5,745,493 | \$478,791 | \$2,393,955 | \$4,932,874 | \$2,538,919 |
| SA-Outpatient | \$44,128 | \$3,677 | \$18,387 | \$19,527 | \$1,140 |



RYAN WHITE PART A GRANT AWARD (BU0330)
EARMARK ALLOCATION AND EXPENDITURE RECONCILIATION SCHEDULE YR30
FORMULA AND SUPPLEMENTAL FUNDING
 Per Resolution #: R-1125-19, R-246-20, R-247-20, AND R-817-19

PART A

| GRANT #: BU0330 | AWARD AMOUNTS | GRANT DETAILS |
|--------------------------------------|-------------------------|---------------|
| Grant Award Amount Formula | 15,610,424.00 | 01FORM |
| Grant Award Amount FY18 Formula | 1,632.00 | 01FOR2 |
| Grant Award Amount Supplemental | 7,612,515.00 | 01SUPP |
| Grant Award Amount FY18 Supplemental | 697,021.00 | 01SUP2 |
| Carryover Award FY19 Formula | 707,084.00 | 01CYOV |
| | | 23,921,592.00 |
| | | Without CO |
| Total Award | \$ 24,628,676.00 | |

CONTRACT ALLOCATIONS/ FORMULA & SUPPLEMENTAL AWARDS

DIRECT SERVICES:

| Core Medical Services | Allocations | |
|-----------------------------------|-------------------------|---------------|
| Outpatient/Ambulatory Health Svcs | 8,661,870.00 | |
| AIDS Pharmaceutical Assistance | 66,007.00 | |
| Oral Health Care | 2,888,975.00 | |
| Health Insurance Services | 459,450.00 | |
| Mental Health Therapy/Counseling | 123,257.00 | |
| Medical Case Management | 5,745,493.00 | 17,989,180.00 |
| Substance Abuse - Outpatient | 44,128.00 | |
| Support Services | Allocations | |
| Emergency Financial Assistance | 0.00 | |
| Food Bank | 1,303,799.00 | |
| Other Professional Services | 154,449.00 | |
| Medical Transportation | 150,649.00 | |
| Outreach Services | 264,696.00 | |
| Substance Abuse - Residential | 1,773,744.00 | 3,647,337.00 |
| DIRECT SERVICES TOTAL: | \$ 21,636,517.00 | |

| | | |
|--|------------------------|----------------|
| Total Core Allocation | 17,969,180.00 | |
| Target at least 80% core service allocation | 17,309,213.00 | |
| Current Difference (Short) / Over | \$ 679,966.40 | |
| Grantee Admin. (GC, ACMS, BSR Staff) | \$ 2,392,159.00 | |
| Quality Management | \$ 600,000.00 | |
| (+) Unobligated Funds / (-) Over Obligated: | 2,992,159.00 | 24,628,676.00 |
| Unobligated Funds (Formula & Supp) | \$ - | |
| Unobligated Funds (Carry Over) | \$ - | Check: \$ 0.00 |

| | | |
|--|---------------|---------------------|
| Core medical % against Total Direct Service Allocation (Not including C/O): | 83.14% | Within Limit |
| Cannot be under 75% | | |
| Quality Management % of Total Award (Not including C/O): | 2.51% | Within Limit |
| Cannot be over 5% | | |
| OMB-GC Administrative % of Total Award (Cannot include C/O): | 10.00% | Within Limit |
| Cannot be over 10% | | |

CURRENT CONTRACT EXPENDITURES

DIRECT SERVICES:

| S/O | Core Medical Services | Expenditures | Carryover Expenditures |
|------------|-----------------------------------|---------------------|-------------------------------|
| 60661 | Outpatient/Ambulatory Health Svcs | 6,911,704.73 | |
| 49212 | AIDS Pharmaceutical Assistance | 5,993.21 | |
| 21610 | Oral Health Care | 1,645,878.57 | |
| 22353 | Health Insurance Services | 289,193.00 | |
| 11404 | Mental Health Therapy/Counseling | 82,435.31 | |
| 21110 | Medical Case Management | 4,932,874.00 | |
| 21612 | Substance Abuse - Outpatient | 19,527.19 | 13,887,606.01 |
| S/O | Support Services | Expenditures | Carryover Expenditures |
| 22430 | Emergency Financial Assistance | 0.00 | |
| 49225 | Food Bank | 596,618.40 | 707,084.00 |
| 21210 | Other Professional Services | 146,335.50 | 1,303,702.40 |
| 60240 | Medical Transportation | 5,641.90 | |
| 22470 | Outreach Services | 118,293.86 | |
| 22413 | Substance Abuse - Residential | 1,320,120.00 | 2,894,093.66 |

TOTAL EXPENDITURES DIRECT SVCS & %: \$ 16,781,699.67 **77.56%**

| | |
|---|-------------------------|
| Formula Expenditure % | 95.46% |
| Grantee Administration | 2,268,840.31 |
| Quality Management | 600,000.00 |
| | 2,868,840.31 |
| Grant Unexpended Balance | 4,978,136.02 |
| Total Grant Expenditures & % | \$ 19,650,539.98 |
| | 79.79% |

| | | |
|--|---------------|---------------------|
| Core medical % against Total Direct Service Expenditures (Not including C/O): | 86.39% | Within Limit |
| Cannot be under 75% | | |
| Quality Management % of Total Award (Not including C/O): | 2.51% | Within Limit |
| Cannot be over 5% | | |
| OMB-GC Administrative % of Total Award (Cannot include C/O): | 9.48% | Within Limit |
| Cannot be over 10% | | |

Printed on: 8/3/2021



Section 5: Expenditure Thresholds

1. Core Medical allocations have to be 75% or more of the total allocated Direct Services funds.
2. Quality Management maximum is 5%.
3. Grantee administration maximum is 10%.
4. Notates allocations are (or are not) within limits.

| | | | | |
|---|---|--------|--------------|---|
| 1 | Core medical % against Total Direct Service Allocation (Not including C/O): Cannot be under 75% | 83.14% | Within Limit | 4 |
| 2 | Quality Management % of Total Award (Not including C/O): Cannot be over 5% | 2.51% | Within Limit | |
| 3 | OMB-GC Administrative % of Total Award (Cannot include C/O): Cannot be over 10% | 10.00% | Within Limit | |



RYAN WHITE PART A GRANT AWARD (BU0330)
EARMARK ALLOCATION AND EXPENDITURE RECONCILIATION SCHEDULE YR30
FORMULA AND SUPPLEMENTAL FUNDING
 Per Resolution #: R-1125-19, R-246-20, R-247-20, AND R-817-19

PART A

| GRANT #: BU0330 | AWARD AMOUNTS | GRANT DETAILS |
|--------------------------------------|-------------------------|---------------|
| Grant Award Amount Formula | 15,610,424.00 | 01FORM |
| Grant Award Amount FY18 Formula | 1,632.00 | 01FOR2 |
| Grant Award Amount Supplemental | 7,812,515.00 | 01SUPP |
| Grant Award Amount FY18 Supplemental | 697,021.00 | 01SUP2 |
| Carryover Award FY19 Formula | 707,084.00 | 01CYOV |
| | | 23,921,592.00 |
| | | Without CO |
| Total Award | \$ 24,628,676.00 | |

CONTRACT ALLOCATIONS/ FORMULA & SUPPLEMENTAL AWARDS

DIRECT SERVICES:

| Core Medical Services | Allocations | |
|-----------------------------------|--------------|---------------|
| Outpatient/Ambulatory Health Svcs | 8,661,870.00 | |
| AIDS Pharmaceutical Assistance | 86,007.00 | |
| Oral Health Care | 2,888,975.00 | |
| Health Insurance Services | 459,450.00 | |
| Mental Health Therapy/Counseling | 123,257.00 | |
| Medical Case Management | 5,745,493.00 | |
| Substance Abuse - Outpatient | 44,128.00 | 17,989,180.00 |

| Support Services | Allocations | |
|--------------------------------|--------------|--------------|
| Emergency Financial Assistance | 0.00 | |
| Food Bank | 1,303,799.00 | |
| Other Professional Services | 154,449.00 | |
| Medical Transportation | 150,949.00 | |
| Outreach Services | 264,696.00 | |
| Substance Abuse - Residential | 1,773,744.00 | 3,647,337.00 |

DIRECT SERVICES TOTAL: \$ 21,636,517.00

Total Core Allocation: 17,989,180.00
 Target at least 80% core service allocation: 17,309,213.60
 Current Difference (Short) / Over: \$ 679,966.40

Grantee Admin. (GC, ACMS, BSR Staff): \$ 2,392,159.00
 Quality Management: \$ 600,000.00

(+) Unobligated Funds / (-) Over Obligated: 2,992,159.00 24,628,676.00
 Unobligated Funds (Formula & Supp): \$ -
 Unobligated Funds (Carry Over): \$ - Check: \$0.00

| | | |
|--|--------|--------------|
| Core medical % against Total Direct Service Allocation (Not including C/O): Cannot be under 75% | 83.14% | Within Limit |
| Quality Management % of Total Award (Not including C/O): Cannot be over 5% | 2.51% | Within Limit |
| OMB-GC Administrative % of Total Award (Cannot include C/O): Cannot be over 10% | 10.90% | Within Limit |

CURRENT CONTRACT EXPENDITURES

DIRECT SERVICES:

| S/O | Core Medical Services | Expenditures | Carryover Expenditures |
|-------|-----------------------------------|--------------|------------------------|
| 60661 | Outpatient/Ambulatory Health Svcs | 6,911,704.73 | |
| 49212 | AIDS Pharmaceutical Assistance | 5,993.21 | |
| 21610 | Oral Health Care | 1,645,878.57 | |
| 22353 | Health Insurance Services | 289,193.00 | |
| 11404 | Mental Health Therapy/Counseling | 82,435.31 | |
| 21110 | Medical Case Management | 4,932,874.00 | |
| 21612 | Substance Abuse - Outpatient | 19,527.19 | 13,867,606.01 |

| S/O | Support Services | Expenditures | Carryover Expenditures |
|-------|--------------------------------|--------------|-------------------------|
| 22430 | Emergency Financial Assistance | 0.00 | |
| 49225 | Food Bank | 596,618.40 | 707,084.00 1,303,702.40 |
| 21210 | Other Professional Services | 146,335.50 | |
| 60240 | Medical Transportation | 5,941.90 | |
| 22470 | Outreach Services | 118,293.86 | |
| 22413 | Substance Abuse - Residential | 1,320,120.00 | 2,894,093.66 |

TOTAL EXPENDITURES DIRECT SVCS & %: \$ 16,781,699.67 **77.56%**

Formula Expenditure %: 95.46%

Grantee Administration: 2,268,840.31

Quality Management: 600,000.00 2,868,840.31

Grant Unexpended Balance: 4,978,136.02

| | | |
|--|--------|--------------|
| Core medical % against Total Direct Service Expenditures (Not including C/O): Cannot be under 75% | 86.39% | Within Limit |
| Quality Management % of Total Award (Not including C/O): Cannot be over 5% | 2.51% | Within Limit |
| OMB-GC Administrative % of Total Award (Cannot include C/O): Cannot be over 10% | 9.48% | Within Limit |

Printed on: 8/3/2021



Section 6: Expenditure Thresholds

1. Core Medical expenditures have to be 75% or more of the total allocated Direct Services funds.
2. Quality Management maximum is 5%.
3. Grantee administration maximum is 10%.
4. Notates expenditures are (or are not) within limits.
5. Date of printing – a new report is available each month

| | | | |
|---|--|--------|--------------|
| 1 | Core medical % against Total Direct Service Expenditures (Not including C/O): Cannot be under 75% | 86.39% | Within Limit |
| 2 | Quality Management % of Total Award (Not including C/O): Cannot be over 5% | 2.51% | Within Limit |
| 3 | OMB-GC Administrative % of Total Award (Cannot include C/O): Cannot be over 10% | 9.48% | Within Limit |

5 Printed on: 8/3/2021

Page 2

The Importance of Expenditure Reports

- Review of thresholds is your way of knowing funds are being spent in accordance with HRSA guidelines.
- The County provides these reports to ensure members that their decisions about funding are being followed.
- If you have questions about allocations or expenditures, please ask County representatives who attend most meetings. Staff can also help.
- Partnership member make decisions about Ryan White Program Part and MAI funds. This is just one tool to help you make data-based decisions.



The Bottom Line

- Partnership members decide how funds are allocated to service categories based on recommendations by Care and Treatment Committee members..
- The Expenditure Report lets members see that funds are being spent in line with their decisions.
- When funds are being underspent or overspent, the Expenditure Report gives Care and Treatment Committee members and Partnership members the information needed to reallocate funds (move funds from one service category to another).
- Understanding this report means members can ask well-informed questions and make data-based decisions.



Q&A

- Thank you for joining our **Get on Board!** Presentation.
- Please raise your hand or chat your questions.
- Answers to questions we do not get to today will be posted with this presentation at aidsnet.org/orientation/.
- Contact us for more information and to learn how you can be a decision-maker with the Partnership!
 - Marlen Meizoso, M.A., Project Manager/Research Associate, Marlen@behavioralscience.com
 - Christina Bontempo, Project Manager/Community Liaison, Cbontempo@behavioralscience.com
- Knowledge Check: D, C, A