

Miami-Dade Medicaid HIV/AIDS Program

Funding Source for Dashboard Cards and
Demographics

July 11, 2024

Presentation created by Behavioral Science Research Corp.



Miami-Dade County Medicaid HIV/AIDS Expenditures FY 2022-23

Located in Tab 5 of book

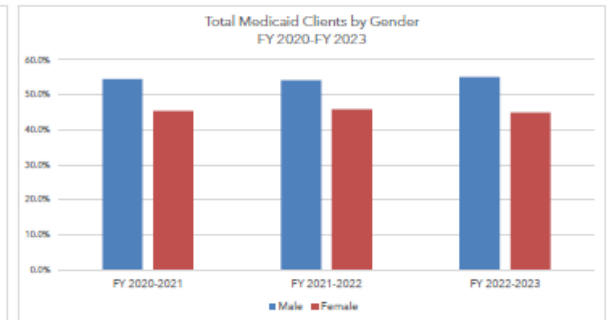
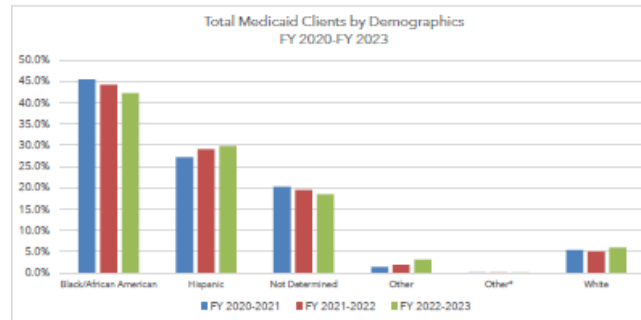
Miami-Dade County Medicaid HIV/AIDS
Expenditures FY 2022-23

Bucket	Service	Unduplicated Recipients	Amount
01	HOSPITAL INPATIENT SERV	1,135	\$ 14,306,424.60
02	HOSPITAL INSURANCE BENEF	325	\$ 504,857.24
03	HOSPITAL OUTPATIENT SER	3,833	\$ 4,877,195.84
04	HOSPITAL OUTPATIENT XOV	1,014	\$ 549,739.80
06	SKILLED NURSING CARE	155	\$ 6,375,981.14
07	INTERMEDIATE CARE	43	\$ 2,054,166.00
12	PHYSICIAN SERVICES	5,648	\$ 5,854,693.77
13	PHYSICIAN XOVER	1,305	\$ 145,766.96
14	PRESCRIBED MEDICINE	6,878	\$ 117,295,422.18
15	OTHER LAB AND X-RAY	3,431	\$ 897,034.97
16	LAB AND X-RAY XOVER	594	\$ 9,001.46
17	TRANSPORTATION	2,792	\$ 2,091,647.34
18	TRANSPORTATION XOVER	246	\$ 51,176.18
19	FAMILY PLANNING SERVICE	44	\$ 14,007.16
20	HOME HEALTH SERVICES	1,488	\$ 4,450,010.90
21	HOME HEALTH XOVER	283	\$ 56,159.94
22	EPSDT SCREENING	203	\$ 16,404.06
24	CHILD VISUAL SERVICES	33	\$ 3,851.20
27	ADULT VISUAL SERVICES	362	\$ 34,798.11
29	CASE MANAGEMENT-CMS	138	\$ 220,675.28
31	NURSE PRACTITIONER SERV	189	\$ 43,618.79
32	OTHER XOVER PRACTITION	446	\$ 15,208.30
33	HOSPICE	49	\$ 945,961.20
34	COMMUNITY MENTAL HLTH	1,414	\$ 2,624,933.07
35	HCB-AGING	457	\$ 1,397,822.04
36	HCB-DEVELOPMENTAL SER	101	\$ 3,602,912.53
37	HCB-AIDS	223	\$ 737,552.98
39	PREPAID HEALTH PLAN	12,141	\$ 228,117,578.11
43	PRIVATE DUTY NURSING SE	19	\$ 954,116.32
44	PHYSICAL THERAPY SERVIC	159	\$ 152,750.24
46	OCCUPATIONAL THERAPY S	16	\$ 36,874.70
49	FEDERALLY QUALIFIED CEN	1,277	\$ 195,864.06
53	CLINIC SERVICES	124	\$ 22,100.24
56	CASE MANAGEMENT-ADUL	194	\$ 384,486.14
59	TSFC-COMMUNITY MENTAL	131	\$ 135,836.03
62	PHYSICIAN ASSISTANT SER	731	\$ 63,541.60
64	SCHOOL BASED SERVICES	25	\$ 5,391.87
65	DIALYSIS CENTER	57	\$ 773,347.57
71	ASSISTIVE CARE SERVICES	115	\$ 883,413.96
72	HEALTHY START WAIVER	91	\$ 30,543.00
79	ALZHEIMERS WAIVER	32	\$ 6,203.50
81	ADULT DAY CARE	41	\$ 239,272.81
94	PREPAID LTC	766	\$ 24,230,519.15
95	APPLIED BEHAVIORAL ANAL	19	\$ 936,479.85
NULL	OTHER	178	\$ 3,179,659.43
	Total:	10,805	\$ 429,525,001.62

Miami-Dade County Medicaid HIV/AIDS Demographics FY 2020-22 to FY 2022-23

Miami-Dade County Medicaid HIV/AIDS Demographic Information FY 2020-FY 2023

	FY 2020-2021						FY 2021-2022						FY 2022-2023					
	Male	%	Female	%	Total	%	Male	%	Female	%	Total	%	Male	%	Female	%	Total	%
Black/African American	1,666	36.4%	2,163	56.7%	3,829	45.5%	1,778	34.8%	2,405	55.6%	4,183	44.3%	1,912	32.2%	2,657	54.8%	4,569	42.3%
Hispanic	1,520	33.2%	769	20.1%	2,289	27.2%	1,793	35.1%	959	22.2%	2,752	29.1%	2,122	35.7%	1,110	22.9%	3,232	29.9%
Not Determined	1,044	22.8%	662	17.3%	1,706	20.3%	1,125	22.0%	718	16.6%	1,843	19.5%	1,227	20.7%	775	16.0%	2,002	18.5%
Other	53	1.2%	67	1.8%	120	1.4%	99	1.9%	84	1.9%	183	1.9%	223	3.8%	115	2.4%	338	3.1%
Other (*less than 15 count)		0.0%		0.0%	10	0.1%		0.0%		0.0%	11	0.1%		0.0%		0.0%	16	0.1%
White	296	6.5%	157	4.1%	453	5.4%	309	6.1%	162	3.7%	471	5.0%	457	7.7%	191	3.9%	648	6.0%
TOTAL	4,579	54.5%	3,818	45.4%	8,407	100.0%	5,104	54.1%	4,328	45.8%	9,443	100.0%	5,941	55.0%	4,848	44.9%	10,805	100.0%

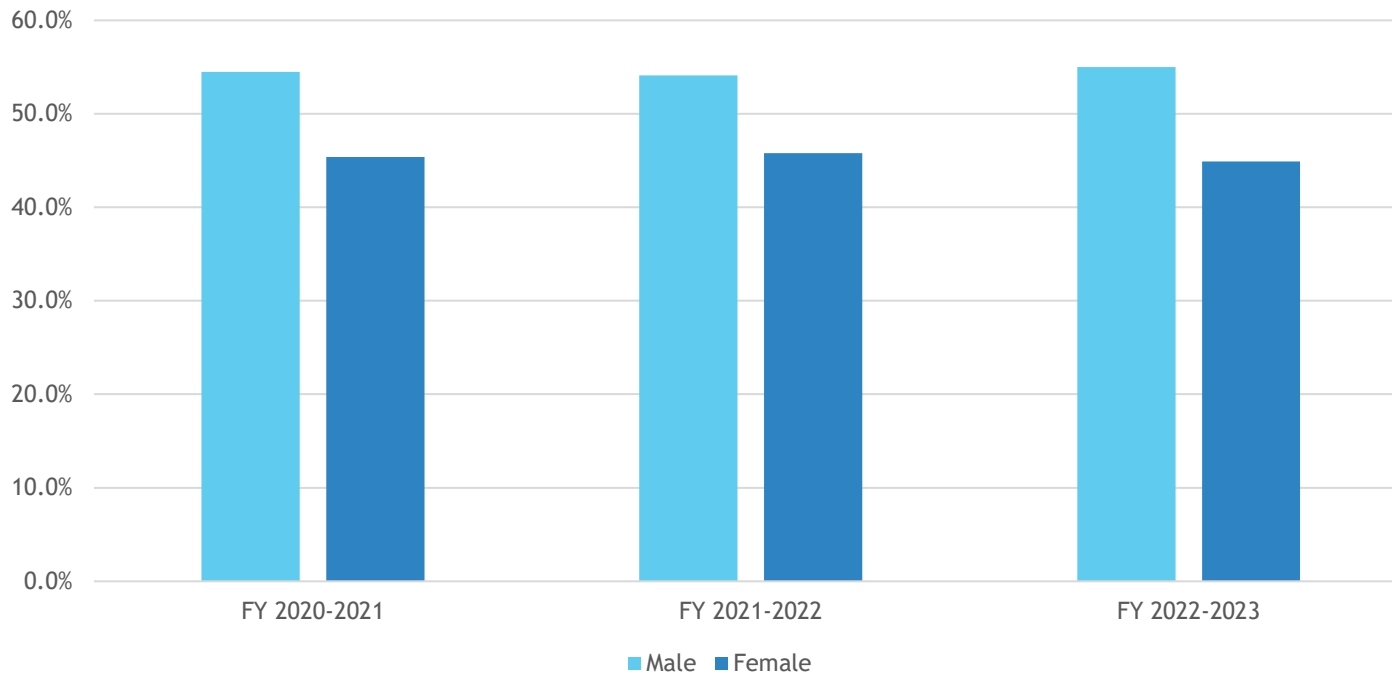


Located in Tab 5 of book.

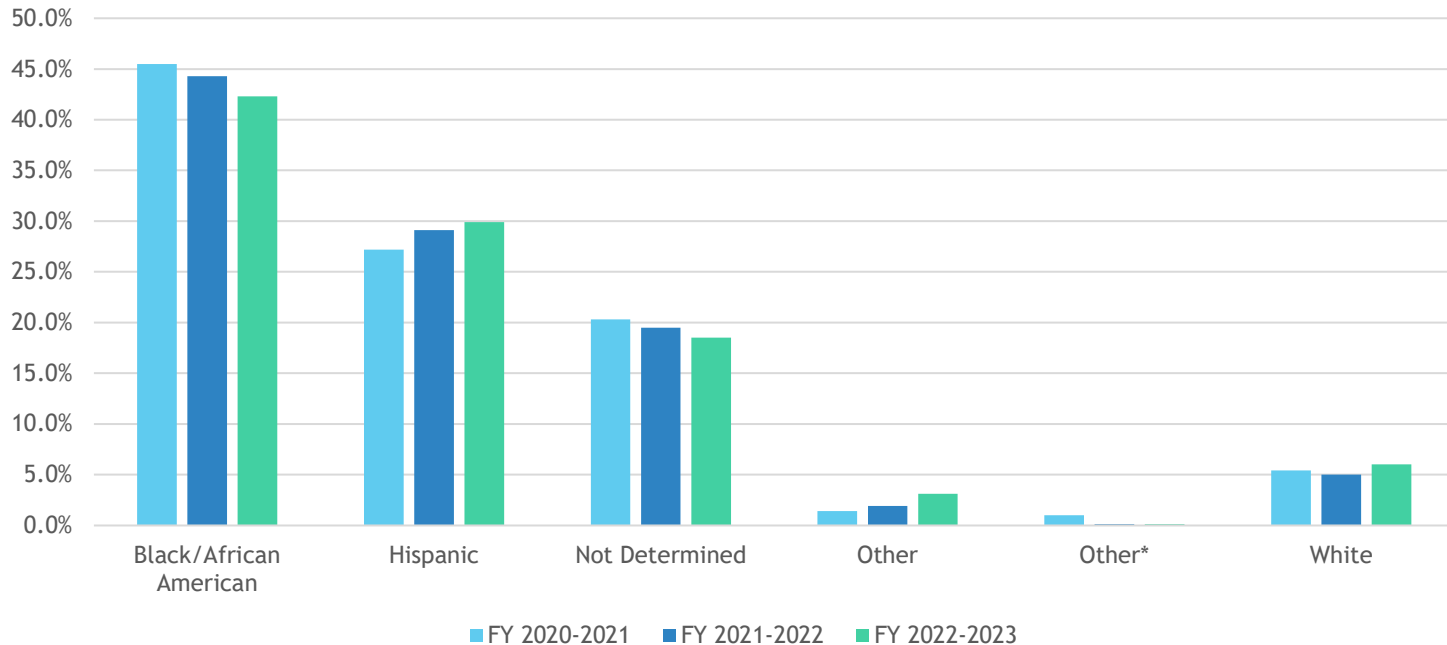
Miami-Dade County Medicaid HIV/AIDS Expenses and Clients, FY 2020-21 through FY 2022-23

	FY 2020-21	FY 2021-22	FY 2022-23
Expenses	\$379,527,639.90	\$422,582,947.28	\$429,525,001.62
Clients Served	8,407	9,443	10,805
Average annual cost per client	\$45,144.24	\$44,750.92	\$39,752.43

Miami-Dade County Total Medicaid Clients by Gender, FY 2020-FY 2023



Miami-Dade County Total Medicaid Clients by Ethnicity, FY 2020- FY 2023



*Thank
You*

